



## Resource Pack

*Children's ministry resources & activities for groups & families exploring this week's theme.*

[stbartskids.org](http://stbartskids.org)



### WEEK 9

The Gospel helps us Love Others

Galatians / Galatians 6:1-10

OVERVIEW

GATHER

READ

CHAT

DO

PRAY

# The Gospel helps us Love Others

Galatians 6:1-10



## HOW TO USE THIS RESOURCE

This resource has been written and produced by St Bart's Kids and we're delighted to be able to share this curriculum with you. We pray that it would be an amazing tool to aid teaching and learning occurring either at home or within your children's ministry setting.

This package connects with our series on **Galatians**. The items within this package all pertain to **one session**.

The tabs on this document will help guide the main sections that should be incorporated within a session. Within each section you will find modifications for different age/learning levels - look for the tags Early Childhood, Lower Primary, Middle Primary, and Upper Primary.

All of the items within  
If you have any questions or would like to know more about St Bart's Kids resources, please contact [hello@stbartskids.org](mailto:hello@stbartskids.org)

## TIMING

Check-In	from...	9:00am
Gathered Worship (Auditorium) (Including Kids Talk)	10mins	
SBK Program Begins		
Welcome and Teaching	10mins	
Game (Kindy - Year 6 only)	15mins	
Small Groups/Activities	30mins	
Recap and Worship	10mins	
Check-out		

## MATERIALS

- ☐ Sandpaper
- ☐ Cotton Balls
- ☐ Printout of colouring, worksheet #1
- ☐ Colouring pencils / Crayons
- ☐ Clipboards if needed
- ☐ Baby Dolls
- ☐ Prams
- ☐ High Chairs
- ☐ Doll Clothes
- ☐ Line tracing Activity cards Laminator (Worksheet #2)
- ☐ Felt pens
- ☐ Paper towel
- ☐ Threading pictures (pre-printed and laminated with holes punched around the edges) (Worksheet #3)
- ☐ Love heart
- ☐ God's Way sign
- ☐ Shoelaces
- ☐ Printout Worksheet #6
- ☐ Music
- ☐ Hat or Bucket
- ☐ Blu Tack
- ☐ Printout of Worksheet #4
- ☐ Scissors
- ☐ Felt tip markers
- ☐ Glue stick
- ☐ Mini Maze marble toys
- ☐ Printout of Worksheet #5
- ☐ Pencils
- ☐ Clipboards
- ☐ Situation Cards (Worksheet #6, Worksheet #7)
- ☐ Cones/markers
- ☐ Bag (filled with stones or other heavy items)
- ☐ Gold Stars or other stickers

## ADDITIONAL INFO

This resource is the ninth in a ten week series on Galatians.

## SESSION OUTLINE

THIS SUNDAY

22nd June 2025

BIBLE FOCUS

Galatians 6:1-10

THEME

The Gospel helps us Love Others

WEEK

9

OVERVIEW

GATHER

READ

CHAT

DO

PRAY

### THIS WEEK'S FOCUS

As brothers and sisters, we should provide gentle and loving support to one another. We are to bear one another's burdens, be quick to seek forgiveness when we fall short, and always seek to follow God's ways with a sincere heart.

### ADDITIONAL RESOURCES

Here are some resources we recommend for helping teach the Gospel to kids.

1. [Storytime - God Loves me more than that](#)

### SERIES OVERVIEW

Galatians is a letter in the Bible written by the Apostle Paul to help people understand that we are saved by believing in Jesus, not by following a bunch of rules.

Some people were teaching the wrong things, and Paul wanted to remind everyone that God's love and grace are free gifts. He explained that faith in Jesus is what really matters, and that through Him, we are all part of God's family.

Paul also encouraged the Galatians to live with love, kindness, and the help of the Holy Spirit.

### MULTIMEDIA

1. [SBK Kids Talk](#)
2. [Our Daily Bread - I Won't Give Up on You! Galatians 6:1-2](#)

### SONGS

#### EARLY CHILDHOOD

1. [Freedom is Coming \(Life Point Church\)](#)
2. [LOVE \(Compass Bible Church\)](#)
3. [Jesus Loves Me Remix \(CJ and Friends\)](#)

### SONGS

#### PRIMARY

1. [City on a Hill \(Nick and Beck Drake\)](#)
2. [LOVE \(Compass Bible Church\)](#)
3. [Stand Together \(Group Publishing\)](#)






## Early Childhood

## The Gospel helps us Love Others



God calls us to always be loving toward others.




If a friend does something wrong, tell them gently.




If a friend is worried, help and support them.


## Early Childhood



Never think you are too important to help others.



Be thankful for those who help teach you about Jesus.



Live in a way that serves others. Always look for ways to do good and help others.

## Lower Primary

## The Gospel helps us Love Others




Ch 6 vs 1 If a friend of yours does something wrong, talk to them about it gently. After all, we can also fall into temptation.




2 If a friend has worries or troubles, help and support them.

## Lower Primary




3-5 Never think you are better than others or too important to help others.



6 Be thankful for those who teach God's word.

## Lower Primary



7-8 Live in a way that follows Jesus, not yourself. Serve with the Spirit so that you might have eternal life.



9-10 Do not become tired of doing good. Whenever you can, do good to others, especially other disciples.

## Middle Primary



Ch6 vs1 If you know someone who has done something wrong, what should you do?




As followers of Jesus, we should correct them, but in a gentle way. Don't forget that we are sinners too and can easily be tempted as well.




2 Carry one another's burdens, just as Christ carried yours.

## Middle Primary



3-5 Never think that you are too important to help others. Never think you are better than others or compare yourself to others.




6 Appreciate and encourage those who teach you God's word.



7-8 Don't serve with selfish desires - this only leads to sin and death. Rather serve with the Spirit so you might have eternal life.

## Middle Primary



9 Do not become tired of doing good. In God's times, who don't give up will be blessed.



10 In every opportunity, do good to others, especially to our brothers and sisters in Christ.



## FOCUS

As brothers and sisters, we should provide gentle and loving support to one another. We are to bear one another's burdens, be quick to seek forgiveness when we fall short, and always seek to follow God's ways with a sincere heart.

## Early Childhood

## PRAYER

Dear God,  
Help me be kind.  
Help me share.  
Help me help my friends.  
Thank you for loving me.  
I want to do good, just like Jesus.  
Amen.

## DISCUSSION QUESTIONS

View SBK ebook Galatians 6:1-10

- 1. Who are the people who help us learn to live in a way that would make God happy?**  
Our parents and family, our teachers and friends at SBK.
- 2. What should you do if a friend does something wrong?**
  - a. Tell on them so they get in trouble
  - b. Talk to them and help them to do the right thing.
- 3. What could you do if a friend is worried?**  
Be kind to them. Listen to them. Try to help them.
- 4. What's one way you could do good or help someone today?**

*Brothers and sisters, if someone is caught in a sin, you who live by the Spirit should restore that person gently. But watch yourselves, or you also may be tempted. Carry each other's burdens...*  
Galatians 6:1-2

## FOCUS

As brothers and sisters, we should provide gentle and loving support to one another. We are to bear one another's burdens, be quick to seek forgiveness when we fall short, and always seek to follow God's ways with a sincere heart.

## Lower Primary

## PRAYER

Dear God,  
Thank You for loving us and helping us be kind.  
Please help me to be gentle with others, to help my friends when they are sad or need help, and to keep doing good things, even when it's hard.  
Thank You for the chance to love and help others like Jesus.  
Amen.

## DISCUSSION QUESTIONS

Read Galatians 6:1-10 from SBK Lower Primary Scripture

1. **Have a discussion about a time when we've made a mistake and had a friend help us in a gentle way. How did this feel (as opposed to someone judging or being angry)? Why did that person want to help?**
2. **What should you do if you notice one of your friends following along with some other kids and doing something wrong - maybe being nasty to another friend?**
  - a. Tell the teacher.
  - b. Ask if you can join in the group.
  - c. Chat to your friend about being kind and loving.
  - d. Tell your friend you can't be friends anymore.
  - e. Pray and ask the Holy Spirit to help you help your friend.

**Discuss the different responses and how each would/wouldn't reflect the love of Jesus.**

3. **What warning does Paul give in verse 1?**  
He reminds us that we all make mistakes so could get tempted to make wrong choices too.
4. **If one of our friends is worried what should we do?**  
**v.2**  
Love them and help and support them.

5. **What is the advice that Paul gives in verses 3-5?**

Not to think that we are better than others or too important to help. Paul is reminding us that we are all sinners and all need God's love and forgiveness.

6. **Who are some of the people who teach us God's word? What does Paul tell us about them?**

Ask the children for examples (family, SBK, RE, church leaders & teachers). Discuss the importance of their influence in reminding us how to live lives that are pleasing to God.

7. **Ask the children to spend some time reflecting on how they have been/can be a good friend by lovingly supporting friends who might be having some troubles.**

**Pray today's prayer together.**

*Brothers and sisters, if someone is caught in a sin, you who live by the Spirit should restore that person gently. But watch yourselves, or you also may be tempted. Carry each other's burdens... Galatians 6:1-2*

## FOCUS

As brothers and sisters, we should provide gentle and loving support to one another. We are to bear one another's burdens, be quick to seek forgiveness when we fall short, and always seek to follow God's ways with a sincere heart.

## Middle Primary

## PRAYER

Dear God,  
Thank You for loving us and helping us be kind.  
Please help me to be gentle with others, to help my friends when they are sad or need help, and to keep doing good things, even when it's hard.  
Thank You for the chance to love and help others like Jesus.  
Amen.

## DISCUSSION QUESTIONS

Read Galatians 6: 1-10 from SBK Middle Primary Scripture

1. **Have a discussion about a time when we've made a mistake and had a friend help us in a gentle way. How did this feel (as opposed to someone judging or being angry)? What was the motivation of the person trying to help?**
2. **What should you do if you notice one of your friends following along with some other kids and doing something wrong - maybe bullying another?**
  - a. Tell the teacher.
  - b. Ask if you can join in the group.
  - c. Chat to your friend about being kind and loving.
  - d. Tell your friend you can't be friends anymore.
  - e. Pray and ask the Holy Spirit to help you help your friend.

**Discuss the different responses and how each would/wouldn't reflect the love of Jesus.**

3. **What warning does Paul give in verse 1?**  
He reminds us that we are all sinners so could get tempted as well.
4. **Who should be our role model when we carry each others' burdens? v.2**  
Jesus - as he took on our burden of sin.

5. **Why is the advice in verses 3-5 so important?**

It's easy to judge - to think that we *would never do that*. Paul is reminding us that we are all sinners and all need God's love and forgiveness.

6. **What should motivate our desire to help others? Vs 7-8**

A desire to share God's love. Discuss some examples of a selfish desire - perhaps to look good or win praise.

7. **Ask the children to spend some time reflecting on verses 9 & 10... considering if they have taken every opportunity to help others and asking the Holy Spirit to keep them from getting tired of always doing good. Pray today's prayer together.**

*Brothers and sisters, if someone is caught in a sin, you who live by the Spirit should restore that person gently. But watch yourselves, or you also may be tempted. Carry each other's burdens...*  
Galatians 6:1-2

## FOCUS

As brothers and sisters, we should provide gentle and loving support to one another. We are to bear one another's burdens, be quick to seek forgiveness when we fall short, and always seek to follow God's ways with a sincere heart.

## Upper Primary

## PRAYER

Dear God,  
Thank You for loving us and helping us be kind.  
Please help me to be gentle with others,  
to help my friends when they are sad or need help,  
and to keep doing good things, even when it's hard.  
Thank You for the chance to love and help others like Jesus.  
Amen.

## DISCUSSION QUESTIONS

Read Galatians 6:1-10 from New Adventurer Bible

1. **Have a discussion about a time when we've made a mistake and had a friend help us in a gentle way. How did this feel (as opposed to someone judging or being angry)? What was the motivation of the person trying to help?**

2. **What should you do if you notice one of your friends following along with some other kids and doing something wrong - maybe bullying another?**

- Tell the teacher.
- Ask if you can join in the group.
- Chat to your friend about being kind and loving.
- Tell your friend you can't be friends anymore.
- Pray and ask the Holy Spirit to help you help your friend.

**Discuss the different responses and how each would/wouldn't reflect the love of Jesus.**

3. **What warning does Paul give in verse 1?**

He reminds us that we are all sinners so could get tempted as well.

4. **Who should be our role model when we carry each others' burdens? v.2**

Jesus - as he took on our burden of sin.

5. **Why is the advice in verses 3-5 so important?**

It's easy to judge - to think that we *would never do that*. Paul is reminding us that we are all sinners and all need God's love and forgiveness. It reminds us that we should never compare ourselves to others... we know how we are supposed to live with the life of Jesus as our example.

6. **What should motivate our desire to help others? Vs 7-8**

A desire to share God's love. Discuss some examples of a selfish desire (*pleasing the flesh*) - perhaps to look good or win praise.

7. **Ask the children to spend some time reflecting on verses 9 & 10... considering if they have taken every opportunity to help others and asking the Holy Spirit to keep them from getting tired of always doing good.**

**Pray today's prayer together.**

*Brothers and sisters, if someone is caught in a sin, you who live by the Spirit should restore that person gently. But watch yourselves, or you also may be tempted. Carry each other's burdens... Galatians 6:1-2*

## FOCUS

As brothers and sisters, we should provide gentle and loving support to one another. We are to bear one another's burdens, be quick to seek forgiveness when we fall short, and always seek to follow God's ways with a sincere heart.

## EARLY CHILDHOOD

Dear God,  
 Help me be kind.  
 Help me share.  
 Help me help my friends.  
 Thank you for loving me.  
 I want to do good, just like Jesus.  
 Amen.

## SUNDAY SCHOOL

Dear God,  
 Thank You for loving us and helping us be kind.  
 Please help me to be gentle with others,  
 to help my friends when they are sad or need help,  
 and to keep doing good things, even when it's hard.  
 Thank You for the chance to love and help others like Jesus.  
 Amen.

## TIPS

*Try praying for all the people in your life who love you and you love.*

*Then pray that God would open your eyes to be more aware and loving towards those who are perhaps harder to love.*

## Early Childhood

Dear God,  
Help me be kind.  
Help me share.  
Help me help my friends.  
Thank you for loving me.  
I want to do good, just like Jesus.  
Amen.

## Sunday School

Dear God,

Thank You for loving us and helping us be kind.

Please help me to be gentle with others,  
to help my friends when they are sad or need help,  
and to keep doing good things, even when it's hard.

Thank You for the chance to love and help others  
like Jesus.

Amen.

**FOCUS**

As brothers and sisters, we should provide gentle and loving support to one another. We are to bear one another's burdens, be quick to seek forgiveness when we fall short, and always seek to follow God's ways with a sincere heart.

*In this section, you'll find activities for Early Childhood and Primary School aged kids. There's a range of crafts, activities and games suitable for both individuals and groups.*

**EARLY CHILDHOOD**

- Sensory: Gentle Words
- Colouring
- Baby Doll Play
- Threading
- Tracing (Kindy)

**SUNDAY SCHOOL**

- Bear Building (Prep)
- Mini Maze toys (1-2)
- Support Relay (3-4)
- Scenario Role Play (5-6)

**GAMES**

- Hop to Love (Corners) (Kindy)
- Common Denominator (Prep-Yr 6)



## Sensory: Gentle Words

### YOU'LL NEED...

- Sandpaper
- Cotton Balls

### STEPS

1. Let the children feel a piece of sandpaper. Have them rub the paper on their arm and talk about how it feels.
2. Explain when we speak in an angry tone and use angry or annoyed words, they feel like that sandpaper. No one wants to be treated that way.
3. Then let them feel a cotton ball. Talk about how it feels. It feels much nicer.



### Link

*The soft cotton ball is like our soft words. We should be gentle and kind when using our words with others.*


THIS SUNDAY  
22nd June 2025

BIBLE FOCUS  
Galatians 6:1-10

THEME  
The Gospel helps us Love Others

### STEPS

1. Give each child a colouring in sheet.
2. Encourage them to colour in the picture. Talking about how we can be gentle like Jesus.



Credit to source:  
Ministry to Children  
<https://ministry-to-children.com/water-into-wine-coloring-pages/#gsc.tab=0>

#### Link


Jesus shows incredible grace and gentleness to us, and we are called to demonstrate this to others, with both our words and actions.



## WORKSHEET #1

The printable COLOURING PAGE can be found on the next page.





# Baby Doll Play

## YOU'LL NEED...

- Baby Dolls
- Prams
- High Chairs
- Doll Clothes

## STEPS

1. Bring out the baby dolls, prams, high chairs, dolls clothes, etc.
2. Talk about babies and who might have a baby brother or sister in their family. Talk about how to care for a baby and how we have to be gentle with babies.
3. Have the children play with the dolls and their accessories.



### Link

*When a baby needs love or support, we care and help them. The same should be with how we treat each other.*


# Tracing

## YOU'LL NEED...

- Line tracing Activity cards Laminator (Worksheet #2)
- Felt pens
- Paper towel

## STEPS

1. Print and laminate the line tracing cards.
2. Have washable felt pens available for the children to trace over the dotted lines.
3. Wipe off with paper towel or similar cloth.



### Link




















*We have to follow the line carefully, just like God wants his people to follow God's way and not our own. Trace these love hearts to remember that our words and actions should always be loving.*

A graphic of a worksheet with a grid pattern, partially visible in the top left corner.

## WORKSHEET #2

The printable TRACING ACTIVITY can be found on the next page.







# Threading

## YOU'LL NEED...

- Threading pictures (pre-printed and laminated with holes punched around the edges) (Worksheet #3)
  - **Love heart**
  - **God's Way sign**
- shoelaces

## STEPS

1. Have threading pictures printed in colour, cut out, and laminated. Punch holes around the edges to create spaces to weave a shoelace through.
2. Using the shoelaces, attach one end to each picture and knot the end to secure it.
3. Have the children weave around the edge of the picture.



### Link

*Following Jesus and loving others must be intentional - and threaded through every part of our day.*



## WORKSHEET #3

The printable THREADING ACTIVITY can be found on the next page.




# Bear Building

## YOU'LL NEED...

- Printout of Worksheet #4
- Scissors
- Felt tip markers
- Glue stick

## STEPS

1. Recap the small group session by asking the children what it means to 'bear one another's burdens'. You may need to help rephrase this to 'help those in need' if the children have difficulty understanding.
2. Go through each of the picture prompts from the worksheet and discuss whether this is a good example of bearing one another's burdens. If yes, then cut it out and glue it on the teddy bear worksheet page. If no, simply put a big cross through it (this will help avoid confusion).
3. Continue until all the good response examples have been selected and attached to the bear.



## Link

*The Galatians were being pressured to conform to a works based salvation rather than the opposite of what the Gospel promoted = grace by faith.*




## WORKSHEET 4

The printable BEAR BUILDING can be found on the next page.





**Bear one  
another's  
burdens.  
Galatians 6:2**







## Mini Maze Toys

### YOU'LL NEED...

- Mini Maze marble toys

### STEPS

1. Show the children one of the Mini Maze party favours. Explain how there is a start and a small marble/ball inside and that there is a tricky maze to navigate to try and get to the end. Demonstrate how to hold and maneuver the toy in order to move the ball inside. Demonstrate also how easily it is to oversteer or get the ball off-course.
2. Hand out the Mini Maze party favours to the children so they have one each. Allow them to try and guide the ball correctly through the path/maze.



We sources these Mini Maze Party Favors from [Kmart](#).

### Link

*When you play with toys such as these, it reminds us of how easily we can end up going the wrong way and need redirecting back on track. How wonderful that we have brothers and sisters in Christ to help steer us back to Jesus.*




## Finding God's Way Maze

### YOU'LL NEED...

- Printout of Worksheet #5
- Pencils
- Clipboards

### STEPS

1. Children start at the green arrow and try and work their way through the maze to the end (the red arrow). Beware of dead ends and tricky paths that look promising. There is only one solution! .




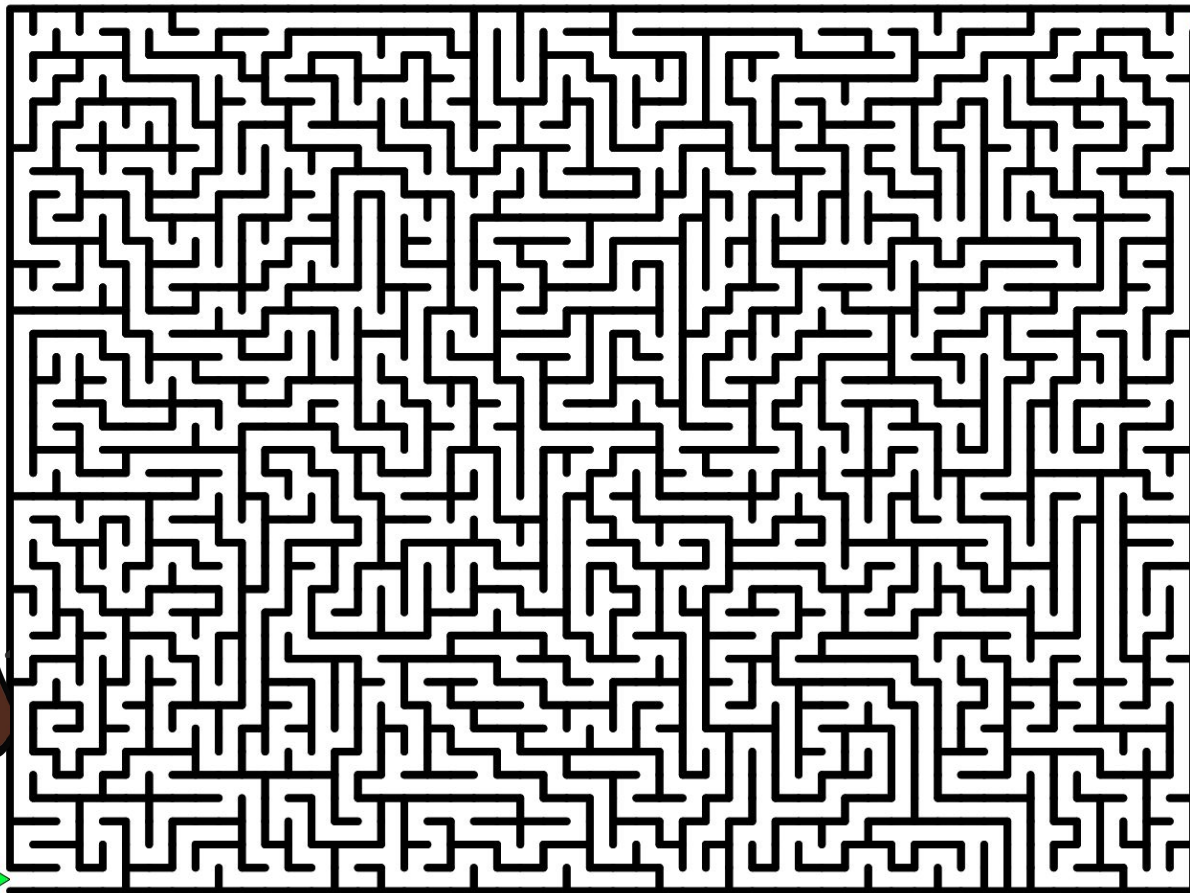

### Link

*As God's people, we can easily fall into the trap of disobeying and going our own way. Rather, we should ask God to help us be loving and caring, like Jesus.*

## FINDING GOD'S WAY MAZE

God's People can be very good at choosing the wrong path to take.

Can you help this person make good and wise choices in order to follow God's way?



## Support Relay (Bear the Burden)

### YOU'LL NEED...

- Situation Cards (see Worksheet #6)
- Cones/markers
- Bag (filled with stones or other heavy items)
- Gold Stars or other stickers

### STEPS

1. Have the children line up in pairs. If your group is large, have them split also into two teams.
2. Each pair must first answer a question that the leader reads to them, with a response that echoes how Paul was telling the Galatians to respond to fellow believers who are sinning or in need.
3. Once they provide an appropriate answer, they are to carry the bag together (one handle each) up and around the cone/marker and back again to the beginning.
4. One successful lap = a point or a star. Then the bag is handed to the next pair. Repeat #2-4 until all cards have been completed.



### Link

*In life we will be presented with many situations where we will be able to support others in their walk with Christ and help 'bear one another's burdens.'*

A light beige rectangular header with a faint grid pattern, partially overlapping a larger grid background.

## WORKSHEET 6

The printable SITUATION CARDS can be found on the next page.



 <b>Your friend hurt your feelings. What do you do?</b>	 <b>Someone has hit you for no reason. How do you respond?</b>
 <b>Your sister made fun of your mum's singing. What do you do?</b>	 <b>Your friend was blamed for something they didn't do. How do you care for them?</b>
 <b>You notice someone in your team cheating. What do you do?</b>	 <b>Your sister borrowed some money but can't pay it back. How to you respond?</b>
 <b>Your best friend won't talk to you and you don't know why. What do you do?</b>	 <b>Your friend keeps using bad words. How can you help them stop?</b>
 <b>You saw a classmate getting bullied. Do you ignore it or get involved?</b>	 <b>You hear someone gossiping about a friend. What do you do?</b>
 <b>A classmate is always alone and seems sad. How do you show kindness?</b>	 <b>Your friend never gets picked for group work. How can you include them?</b>
 <b>You studied hard, but your friend copied your answers. How do you respond?</b>	 <b>A friend keeps interrupting during Bible group. How can you correct them gently?</b>
 <b>You're tired of always being the one who helps others. Why keep going?</b>	 <b>Someone at church is struggling with faith. How do you encourage them?</b>
 <b>You see someone being left out of a game. What do you do?</b>	 <b>Your friend is always kind— but no one notices. How can you show appreciation?</b>

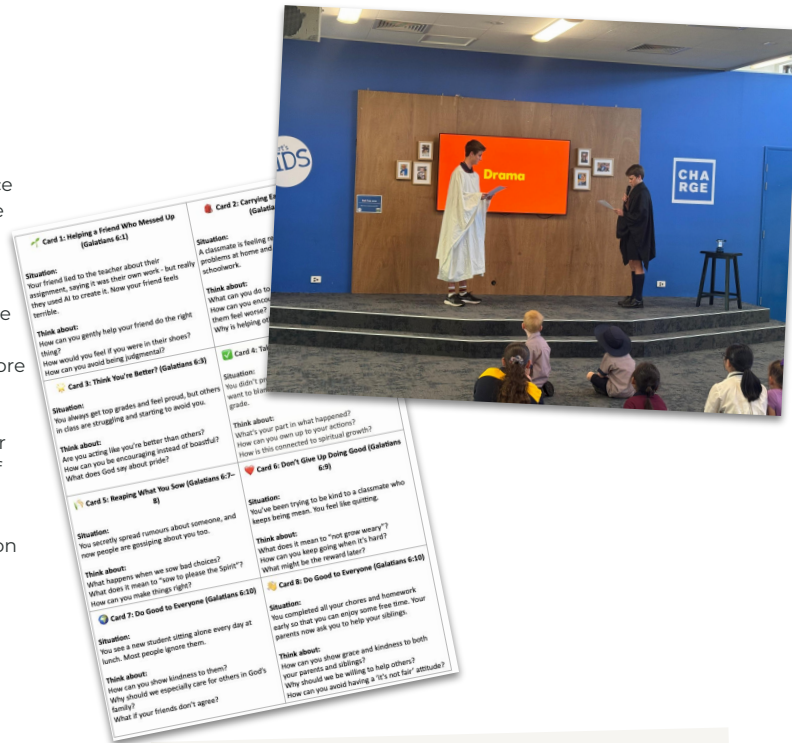
# Scenario Role Play

## YOU'LL NEED...

- Situation Card (Worksheet #7)

## STEPS

- Form pairs or groups of three.
- Have each pair/trio select one of the situation cards at random (perhaps place them all inside a hat or bucket and have them do a 'lucky dip' to select one).
- Give the children 2 mins to prepare a small role play to demonstrate what type of response Paul was encouraging in Galatians 6:1-10 (one that is helping restore and bear burdens with others).
- Allow the children time to rehearse their acting before showing this to the rest of the group.
- If time allows, complete another situation role play for each pair/trio.



## Link

*In life we will be presented with many situations where we will be able to support others in their walk with Christ. The way we respond is very important.*

## WORKSHEET 7

The printable SITUATION CARDS can be found on the next page.





### Card 1: Helping a Friend Who Messed Up (Galatians 6:1)

#### Situation:

Your friend lied to the teacher about their assignment, saying it was their own work - but really they used AI to create it. Now your friend feels terrible.

#### Think about:

How can you gently help your friend do the right thing?  
How would you feel if you were in their shoes?  
How can you avoid being judgmental?



### Card 2: Carrying Each Other's Burdens (Galatians 6:2)

#### Situation:

A classmate is feeling really down because of problems at home and is falling behind in schoolwork.

#### Think about:

What can you do to help carry their burden?  
How can you encourage them without making them feel worse?  
Why is helping others part of following Jesus?



### Card 3: Think You're Better? (Galatians 6:3)

#### Situation:

You always get top grades and feel proud, but others in class are struggling and starting to avoid you.

#### Think about:

Are you acting like you're better than others?  
How can you be encouraging instead of boastful?  
What does God say about pride?



### Card 4: Take Responsibility (Galatians 6:4–5)

#### Situation:

You didn't prepare for a group project and now want to blame your teammates for the poor grade.

#### Think about:

What's your part in what happened?  
How can you own up to your actions?  
How is this connected to spiritual growth?



### Card 5: Reaping What You Sow (Galatians 6:7–8)

#### Situation:

You secretly spread rumours about someone, and now people are gossiping about you too.

#### Think about:

What happens when we sow bad choices?  
What does it mean to "sow to please the Spirit"?  
How can you make things right?



### Card 6: Don't Give Up Doing Good (Galatians 6:9)

#### Situation:

You've been trying to be kind to a classmate who keeps being mean. You feel like quitting.

#### Think about:

What does it mean to "not grow weary"?  
How can you keep going when it's hard?  
What might be the reward later?



### Card 7: Do Good to Everyone (Galatians 6:10)

#### Situation:

You see a new student sitting alone every day at lunch. Most people ignore them.

#### Think about:

How can you show kindness to them?  
Why should we especially care for others in God's family?  
What if your friends don't agree?



### Card 8: Do Good to Everyone (Galatians 6:10)

#### Situation:

You completed all your chores and homework early so that you can enjoy some free time. Your parents now ask you to help your siblings.

#### Think about:

How can you show grace and kindness to both your parents and siblings?  
Why should we be willing to help others?  
How can you avoid having a 'it's not fair' attitude?




## GAME: Hop to Love

### YOU'LL NEED...

- Printout Worksheet #6
- Music
- Hat or Bucket
- Blu Tack


### STEPS

1. Blu Tack the four words/images around the room in places that are clearly visible. Have the four smaller pictures in the hat or bucket.
2. Play the music so the children can dance around the space in between rounds.
3. Let one child randomly pick a small picture from the bucket.
4. Instruct the children to walk/run/crawl/hop/tip-toe etc towards the given word. It might be fun to have alliterations - e.g. hop to KINDNESS, jog to GENTLENESS, lunge to LOVE, pitter-patter to PEACE.
5. Let each child have a go at picking out of the bucket.



### Link

*God calls us to love, be kind, peaceful, and gentle with others.*



# KIND

Peace


PEACE



LOVE



GENTLE



Peace



## GAME: Common Denominator

### YOU'LL NEED...

- N/A

THIS SUNDAY  
22nd June 2025

BIBLE FOCUS  
Galatians 6:1-10

THEME  
The Gospel helps us Love Others

WEEK

9

### STEPS

The aim of this game is to listen and discover commonalities about each other AND ultimately to be one of the last two people standing.

1. Begin by calling out a number - everyone must get into groups of this number. BUT the twist is that the participants within the group must all identify a concrete shared trait (i.e., all have brothers; all be wearing shoes with shoelaces; all have brown hair; etc).
2. Whoever is NOT in a group or if a group cannot find a shared commonality, then they are out.
3. Each round, change the number that is called out. Enforce also that groups must clump with different people each time and also have different common denominators.

[Link](#)

*This game promotes active participation, listen, cooperation, and observation. When we bear each other's burdens, these are great skills to have.*