



## Resource Pack

*Children's ministry resources &  
activities for groups & families  
exploring this week's theme.*

[stbartskids.org](http://stbartskids.org)



WEEK 9

# The Love of Jesus

Fruit of the Spirit / John 11:32-36

OVERVIEW

GATHER

READ

CHAT

DO

PRAY

# The Love of Jesus

John 11:32-36



## HOW TO USE THIS RESOURCE

This resource has been written and produced by St Bart's Kids and we're delighted to be able to share this curriculum with you. We pray that it would be an amazing tool to aid teaching and learning occurring either at home or within your children's ministry setting.

This package connects with our series on **the Fruit of the Spirit**. The items within this package all pertain to **one session**.

The tabs on this document will help guide the main sections that should be incorporated within a session. Within each section you will find modifications for different age/learning levels - look for the tags Early Childhood, Lower Primary, Middle Primary, and Upper Primary.

All of the items within  
If you have any questions or would like to know more about St Bart's Kids resources, please contact [hello@stbartskids.org](mailto:hello@stbartskids.org)

## TIMING

Check-In	from...	9:00am
Gathered Worship (Auditorium) (Including Kids Talk)	10mins	
SBK Program Begins		
Welcome and Teaching	10mins	
Game (Kindy - Year 6 only)	15mins	
Small Groups/Activities	30mins	
Recap and Worship	10mins	
Check-out		

## MATERIALS

- ☐ Toy broom
- ☐ Vacuum cleaner
- ☐ Cloths for dusting
- ☐ Toy iron
- ☐ Kitchen equipment, etc
- ☐ Paper plates cut in half
- ☐ Popsicle Sticks
- ☐ Colouring pens
- ☐ Sticky Tape
- ☐ Mr Potato Head sets
- ☐ Printout of Worksheet #1 (I Spy)
- ☐ Large posters - emotions
- ☐ Video Clip
- ☐ Playdough
- ☐ Paper Plates
- ☐ Printout of Worksheet #2
- ☐ Pencils
- ☐ Clipboards
- ☐ List of charades actions
- ☐ Paper (A4) 1 per person
- ☐ Lead Pencils
- ☐ Pens
- ☐ Coloured Pencils
- ☐ Clipboards
- ☐ Rolls of Toilet Paper

## ADDITIONAL INFO

This resource is the ninth in a nine week series on the Fruit of the Spirit.

## SESSION OUTLINE

THIS SUNDAY

20th July 2025

BIBLE FOCUS

John 11:32-36

THEME

The Love of Jesus

WEEK

9

OVERVIEW

GATHER

READ

CHAT

DO

PRAY

### THIS WEEK'S FOCUS

Jesus shows his love by caring deeply for people. When Mary was heartbroken, Jesus didn't just stand by, he cried with her. His tears show us that Jesus loves us and is with us when we're sad or hurting.

### ADDITIONAL RESOURCES

Here are some resources we recommend for helping teach the Gospel to kids.

1. [God's Story - The Fruit of the Spirit](#)

### SERIES OVERVIEW

#### The Fruit of the Spirit

It's important to note that Paul doesn't speak of 'fruits' of the Spirit as plural, but fruit (singular). That is, this fruit is a packaged deal! The fruit of the Spirit has many dimensions, but these aspects go together to reflect the transforming and experiential work of the Spirit in us. Yet, even though these are one fruit in a real sense, it's also evident that we don't always reflect all aspects equally. During this series, we'll consider three aspects of the fruit (i.e., self-control, kindness, and faithfulness) by delighting in the very character of Jesus.

### MULTIMEDIA

1. [SBK Kids Talk](#)
2. [Fruit of the Spirit - Love \(God's Story\)](#)
3. [Jesus Raised Lazarus from Death \(God's Story\)](#)

### SONGS

#### EARLY CHILDHOOD

1. [God's Love is Big](#)
2. [L-O-V-E](#)
3. [Your Love For Me](#)
4. [Because You First Loved Me](#)

### SONGS

#### PRIMARY

1. [Because You First Loved Me](#)
2. [God's Love is Big](#)
3. [L-O-V-E](#)
4. [Your Love For Me](#)





## FOCUS

Jesus shows his love by caring deeply for people. When Mary was heartbroken, Jesus didn't just stand by, he cried with her. His tears show us that Jesus loves us and is with us when we're sad or hurting.

## WARM-UPS

- ☐ Who are the people you love?
- ☐ What do you do to show those people you love them?

## TEACHING TIME

## The Love of Jesus

I wonder if you've ever had the experience of being disappointed by someone. Someone you thought was a true friend but it turns out they only liked you if you did the things they wanted. Their friendship had *conditions* - I'll only like you if you share your lollies with me.

The amazing thing about the love of Jesus is that his love is unconditional. That means his love doesn't depend on what we do or how good we are. He will never stop loving us - no matter what we do. It's a love that never gives up.

In the story of Lazarus, Jesus showed his extraordinary love for the family. He loves them even though they seem to be saying that if he had come earlier Lazarus would not have died. He shows compassion for them - crying with them as they are grieving (even though he knows that he will soon raise Lazarus from the dead).

And Jesus has the same love and compassion for us. If we are sad, he understands and is crying with us. If we are happy, he is laughing with us.

He loves us so much that he was prepared to die on the cross as a sacrifice for our sins. If you ever have a moment of doubt that God loves you, just think of Jesus on the cross for us.

God wants us to know how much we are loved and He wants us to grow in his love as we demonstrate his love as a way of sharing the Gospel.

And He has given us the Holy Spirit to help us grow the fruit of love. He can help us to love those around us by seeing them the way God sees them - that we are all made in God's image and that each one of us is precious and worthy of love.

## APPLICATION QUESTIONS

## 1. Early Childhood

How can you show people you love them?

## 2. Lower Primary

Which people could you show love to this week?

## 3. Middle Primary

How could the Holy Spirit help you to share the gospel through loving others?

## 4. Upper Primary

How could the Holy Spirit help you to share the gospel through loving others?

## The Love of Jesus



Jesus' friend Lazarus got very sick and died. His sisters, Mary and Martha, asked Jesus to come.



When Jesus arrived, Mary went to meet him and said, "Lord, if you had been here, Lazarus wouldn't have died."



Jesus saw Mary and her friends crying. He was very sad too.

## Early Childhood



Then Jesus cried.



Everyone said, “Look how much Jesus loved Lazarus!”



Then Jesus raised Lazarus from the dead.

## The Love of Jesus



Jesus' friend Lazarus became very sick and died. His sisters, Mary and Martha, sent word to Jesus.



Ch11 v32 When Jesus arrived, Mary went to meet him and said, "Lord, if only you'd been here, Lazarus would not have died."

## Lower Primary




33 Jesus saw Mary and her friends crying. He was very sad.




34 Jesus asked, “Where did you put him?”  
“Lord, come and see,” they said.

## Lower Primary



35 Then Jesus wept.  
36 Everyone said, “Look how much  
he loved him.”



Then Jesus raised Lazarus from the  
dead.

## The Love of Jesus



Jesus' friend Lazarus became very sick and died. His sisters, Mary and Martha, sent word to Jesus.



Ch11 vs32 When Jesus arrived, Mary went to meet him. She fell at his feet and said, "Lord, if only you'd been here! My brother would not have died."



33 Jesus saw Mary and her friends crying. He was very sad.

## Middle Primary



34 Jesus asked, “Where have you laid him?”  
“Come and see, Lord” they replied.



35 Then Jesus wept.  
36 Everyone said,  
“See how much he loved him.”



Then Jesus raised Lazarus from the dead.



## FOCUS

Jesus shows his love by caring deeply for people. When Mary was heartbroken, Jesus didn't just stand by, he cried with her. His tears show us that Jesus loves us and is with us when we're sad or hurting.

## Early Childhood

## PRAYER

Dear God,  
THANK YOU that you love us.  
THANK YOU that you are always with us.  
THANK YOU that you care when we are sad.  
HELP US to love others like you do.  
Amen.

## DISCUSSION QUESTIONS

View SBK ebook John 11:32-36

- 1. Who are the people who love you *no matter what*?**  
The children will probably mention their family as well as God and Jesus. Discuss that their love is true because it is unconditional - they love us no matter what we do. It means they long for happiness and peace and joy for us and share our sorrows and pain.
- 2. How did Jesus feel when he saw Mary and her friends crying?**  
He was very sad too.
- 3. When the people saw Jesus crying what did it show them?**  
It showed them how much Jesus loved Lazarus.
- 4. What does this story teach us about how Jesus loves us?**  
He loves us just as much. It shows that He cares about our feelings, and that He shares our sadness and our joy.

*When Jesus saw her weeping, and the Jews who had come along with her also weeping, he was deeply moved in spirit and troubled. "Where have you laid him?" he asked. "Come and see, Lord," they replied. Jesus wept. Then the Jews said, "See how he loved him!"*

John 11:33-36

## FOCUS

Jesus shows his love by caring deeply for people. When Mary was heartbroken, Jesus didn't just stand by, he cried with her. His tears show us that Jesus loves us and is with us when we're sad or hurting.

## Lower Primary

## PRAYER

Dear God,  
Thank you for showing us what real love looks like.  
Thank you that you understand our sadness and stay close when we're hurting.  
Help us to see others the way you do, as people made by God, loved by God, and worth loving no matter what.  
Help us to show your love in the way we treat others.  
Amen.

## DISCUSSION QUESTIONS

Read John 11:32-36 from SBK Lower Primary Scripture

- 1. Who are the people who love you *no matter what*?**  
The children will probably mention their family as well as God and Jesus. Discuss that their love is true because it is unconditional - they love us no matter what we do. It means they long for happiness and peace and joy for us and share our sorrows and pain.
- 2. Why do you think Mary and Martha sent word to Jesus when Lazarus died?**  
They would have wanted Jesus to know because he was a friend of Lazarus.
- 3. What does Mary think would have happened to Lazarus if Jesus was there when he got sick? (v32)**  
She thinks Jesus would have been able to heal him and he wouldn't have died.
- 4. How did Jesus feel when he saw Mary and her friends crying? (v33)**  
He was very sad too.
- 5. What does it mean that Jesus wept?**  
He was not just a little bit sad or sorry; he was extremely upset.

- 6. When the people saw Jesus weeping what did it show them? (v36)**

It showed how much Jesus loved Lazarus.

- 7. What does this story teach us about how Jesus loves us?**

He loves us just as much. It shows that He cares about our feelings, and that He shares our sadness and our joy.

- 8. How could we love people like Jesus loves them?**

We can try to listen carefully to them and understand their feelings. We can comfort them if they are sad and put their needs and feelings ahead of our own.

- 9. Who could the Holy Spirit help you to show more love to this week?**

*When Jesus saw her weeping, and the Jews who had come along with her also weeping, he was deeply moved in spirit and troubled. "Where have you laid him?" he asked. "Come and see, Lord," they replied. Jesus wept. Then the Jews said, "See how he loved him!"*  
John 11:33-36

THIS SUNDAY  
20th July 2025

BIBLE FOCUS  
John 11:32-36

THEME  
The Love of Jesus

## FOCUS

Jesus shows his love by caring deeply for people. When Mary was heartbroken, Jesus didn't just stand by, he cried with her. His tears show us that Jesus loves us and is with us when we're sad or hurting.

## Middle Primary

## PRAYER

Dear God,  
Thank you for showing us what real love looks like.  
Thank you that you understand our sadness and stay close when we're hurting.  
Help us to see others the way you do, as people made by God, loved by God, and worth loving no matter what.  
Help us to show your love in the way we treat others.  
Amen.

## DISCUSSION QUESTIONS

Read John 11:32-36 from SBK Middle Primary Scripture

### 1. Who are the people who love you *unconditionally*?

Emphasise that this means they love us no matter what we do. It means they long for happiness and peace and joy for us and share our sorrows and pain.

### 2. Why do you think Mary and Martha sent word to Jesus when Lazarus died?

They would have wanted Jesus to know because he was a friend of Lazarus.

### 3. What emotions does Mary reveal when Jesus arrives? (v32)

She is so upset that she can't stand up (she falls to Jesus' feet - probably crying). She is perhaps confused as to why Jesus didn't come more quickly to help Lazarus when he was sick. She might be frustrated or resentful about this.

### 4. How did Jesus react when he saw the grief of Lazarus's friends and family? (v33)

He shared their sadness.

### 5. Nearly every Bible uses the word *wept* (instead of *cried*) to describe Jesus' reaction to seeing Lazarus laid out. What does the use of this word tell us about the way Jesus felt?

He was extremely upset; not just a little bit sad or sorry.

### 6. What did people then realise about how Jesus felt about Lazarus? (v36)

They saw how much He loved him.

### 7. What does this story teach us about how Jesus loves us?

He loves us just as much. It shows that He cares about our feelings, and that He shares our sorrows and our frustrations and our joys.

### 8. How could we use the example of Jesus to help us to love people like He does?

We can try to listen carefully to them and understand their feelings. We can comfort them if they are sad and put their needs and feelings ahead of our own.

### 9. Is there someone that you would like to ask the Holy Spirit to help you love more unconditionally this week?

*When Jesus saw her weeping, and the Jews who had come along with her also weeping, he was deeply moved in spirit and troubled. "Where have you laid him?" he asked. "Come and see, Lord," they replied. Jesus wept. Then the Jews said, "See how he loved him!"*  
John 11:33-36

## FOCUS

Jesus shows his love by caring deeply for people. When Mary was heartbroken, Jesus didn't just stand by, he cried with her. His tears show us that Jesus loves us and is with us when we're sad or hurting.

## Upper Primary

## PRAYER

Dear God,  
Thank you for showing us what real love looks like.  
Thank you that you understand our sadness and stay close when we're hurting.  
Help us to see others the way you do, as people made by God, loved by God, and worth loving no matter what.  
Help us to show your love in the way we treat others.  
Amen.

## DISCUSSION QUESTIONS

Read John 11:32-36 from New Adventurer Bible

- Who are the people who love you *unconditionally*?**  
Emphasise that this means they love us no matter what we do. They put our needs ahead of their own. It means they long for happiness and peace and joy for us and share our sorrows and pain.  
**Discuss how challenging it is to love people *unconditionally*.**
- What emotions does Mary reveal when Jesus arrives? (v32)**  
She is so upset that she can't stand up (she falls to Jesus' feet - probably crying). She is perhaps confused as to why Jesus didn't come more quickly to help Lazarus when he was sick. She might be frustrated or resentful about this.
- How did Jesus react when he saw the grief of Lazarus's friends and family? (v33)**  
He was deeply moved in spirit and troubled.
- Nearly every Bible uses the word *wept* (instead of *cried*) to describe Jesus' reaction to seeing Lazarus laid out. What does the use of this word tell us about the way Jesus felt?**  
He was extremely upset; not just a little bit sad or sorry.
- What did people then realise about how Jesus felt about Lazarus? (v36)**  
They saw how much He loved him.
- What does this story teach us about how Jesus loves us?**  
He loves us just as much. It shows that He cares about our feelings, and that He shares our sorrows and our frustrations and our joys.
- How could you use the example of Jesus to help you to love people like He does?**  
We can try to listen carefully to them and understand their feelings. We can comfort them if they are sad and put their needs and feelings ahead of our own.
- Is there someone in particular that you would like to ask the Holy Spirit to help you love more *unconditionally* this week?**  
  
*When Jesus saw her weeping, and the Jews who had come along with her also weeping, he was deeply moved in spirit and troubled. "Where have you laid him?" he asked. "Come and see, Lord," they replied. Jesus wept. Then the Jews said, "See how he loved him!"*  
John 11:33-36

## FOCUS

Jesus shows his love by caring deeply for people. When Mary was heartbroken, Jesus didn't just stand by, he cried with her. His tears show us that Jesus loves us and is with us when we're sad or hurting.

## EARLY CHILDHOOD

Dear God,

THANK YOU that you love us.

THANK YOU that you are always with us.

THANK YOU that you care when we are sad.

HELP US to love others like you do.

Amen.

## SUNDAY SCHOOL

Dear God,

Thank you for showing us what real love looks like.

Thank you that you understand our sadness and stay close when we're hurting.

Help us to see others the way you do, as people made by God, loved by God, and worth loving no matter what.

Help us to show your love in the way we treat others.

Amen.

## TIPS

*Pray for opportunities this week to show love to your family, with your friends, and on all your frontlines.*

## Early Childhood

Dear God,

THANK YOU that you love us.

THANK YOU that you are always with us.

THANK YOU that you care when we are sad.

HELP US to love others like you do.

Amen.

## Sunday School

Dear God,

Thank you for showing us what real love looks like.

Thank you that you understand our sadness and stay close when we're hurting.

Help us to see others the way you do, as people made by God, loved by God, and worth loving no matter what.

Help us to show your love in the way we treat others.

Amen.

## FOCUS

Jesus shows his love by caring deeply for people. When Mary was heartbroken, Jesus didn't just stand by, he cried with her. His tears show us that Jesus loves us and is with us when we're sad or hurting.

*In this section, you'll find activities for Early Childhood and Primary School aged kids. There's a range of crafts, activities and games suitable for both individuals and groups.*

## EARLY CHILDHOOD

- Chores
- Emotion Masks
- Mr Potato Head
- I Spy (Counting) (Kindy)
- Name that Emotion (Kindy)

## SUNDAY SCHOOL

- Playdough Faces (Prep)
- Emojis (Yrs 1-2)
- Love Charades (Yrs 3-4)
- Write or Draw (Yrs 5-6)

## GAMES

- Love, Love, Jesus (Kindy)
- Toilet Paper Wrap (Prep-Yr 6)



# Chores

## YOU'LL NEED...

- Toy broom
- Vacuum cleaner
- Cloths for dusting
- Toy iron
- Kitchen equipment, etc

## STEPS

1. Have a variety of household items out for the children to engage in various 'chores'. Encourage them to role play with these items -
  - broom** - sweeping the floor
  - vacuum cleaner** - vacuum the carpet
  - cloths** - dust the furniture or clean the windows
  - tools** - fix broken things
  - iron** - iron some clothes
2. Just like Jesus showed his love by caring deeply for others, we can show love by helping, serving, and thinking of others before ourselves.



Link

*Jesus' love wasn't just words, it moved him to action. He shared in Mary's pain and later raised Lazarus. Real love is shown in what we do for others.*


## Emotion Masks

### YOU'LL NEED...

- Paper plates cut in half
- Popsicle Sticks
- Colouring pens
- Sticky Tape

### STEPS

1. Give the children half a paper plate each.
2. Get the children to draw a different emotion on each side of the plate, eg happy on one side, sad on the other. Help the younger children.
3. Tape the popsicle stick on the bottom of the plate.
4. Jesus wept because he loved his friends. Our feelings matter to Jesus and he understands them.



### Link

Jesus expressed deep emotion - he wept. He understands our feelings and shows us that emotions are part of love.

# Mr Potato Head

## YOU'LL NEED...

- Mr Potato Head sets

**\*\*Adult supervision required at all times for this activity**

## STEPS

1. Put out all of the Mr Potato Head bodies and the body parts and accessories on a table.
2. Pick up various body parts and see if the children can help name the parts.
3. Invite them to create their own characters out of the body parts and accessories. See how different each of the characters looks. Some should look quite peculiar!
4. Use Mr Potato Head to help the kids talk about body parts and emotions. It connects to how Jesus responded with compassion, using his whole self. Eyes that saw Mary cry, a heart that cared, and tears that showed love.
5. God gave us eyes to see others' needs, ears to listen, a mouth to speak kindly, and a heart to love.



Link

*God made us with feelings and bodies to love and care like Jesus.*

# I Spy (Counting)


## YOU'LL NEED...

- Printout of Worksheet #1 (I Spy)
- Pencils

## STEPS

1. Give each child an I Spy printout and a pencil.
2. Ask the children to count up how many of each icon/illustration there are within the large square on the page.
3. Record this number below the box. Do this for each of the items on the page.

*Optional: if time, play a game of 'I Spy'*




Link

Jesus showed his love by caring deeply for others, we can show love by helping, serving, and thinking of others before ourselves.

The printout I SPY is available on the following page.

# ♥ I Spy ♥ Love ♥

Count the number of objects in the picture above.



# Name that Emotion

## YOU'LL NEED...

- Large posters - emotions
- Video Clip: [Sesame Street: Name That Emotion with Murray!](#)

THIS SUNDAY  
20th July 2025

BIBLE FOCUS  
John 11:32-36

THEME  
The Love of Jesus

WEEK

9

OVERVIEW

GATHER

READ

CHAT

DO

PRAY

## STEPS

1. Show the children the posters, discuss with the children what emotion each face is feeling.
2. Allow the children to share times when they have felt like any of these feelings before.
3. Play the Name that Emotion video.
4. Encourage the children to call out the answer or point to the emotion on the poster.
5. Discuss with the children how Jesus experienced the same emotions as us.



Link

Jesus expressed deep emotion - he wept. He understands our feelings and shows us that emotions are part of love.



# Playdough Faces

## YOU'LL NEED...

- Playdough
- Paper Plates

THIS SUNDAY  
20th July 2025

BIBLE FOCUS  
John 11:32-36

THEME  
The Love of Jesus

WEEK

9

## STEPS

1. Give each child some playdough and a paper plate.
2. Encourage the children to make different faces on the plate.
3. Demonstrate how they could make eyes, a nose, mouth, hair, etc.
4. Help them make different emotions. Happy, sad, angry, etc.

[Link](#)

*Jesus expressed deep emotion - he wept. He understands our feelings and shows us that emotions are part of love.*




# Emojis

## YOU'LL NEED...

- Printout of Worksheet #2
- Pencils
- Clipboards







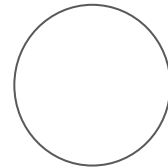



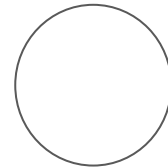

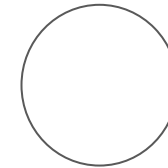

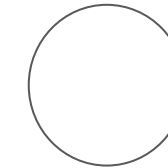







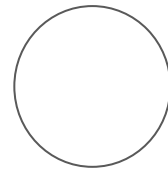



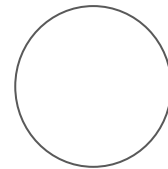

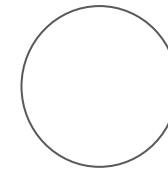

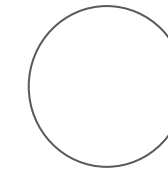







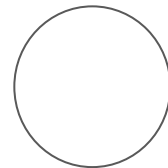



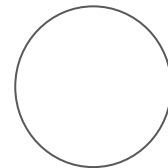

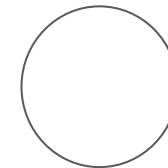

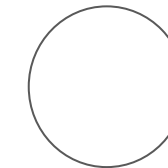

## STEPS

1. Give each child a copy of the blank emoji sheet. This is actually a great activity to do in pairs (tip: make it a challenge to be the neatest, fastest, most unique etc).
2. Ask the children to create a collection of different emojis.
3. Get the children to share the different emojis with the rest of the group. It would be great to make reference to different Bible stories the kids might know where Jesus show these emotions.



## Link

*Jesus expressed deep emotion - he wept. He understands our feelings and shows us that emotions are part of love.*

# Love Charades

## YOU'LL NEED...

- List of charades actions

## STEPS

1. Pick one kid to be the 'actor', show them one of the love actions.
2. Actor mimes the action and the rest of the group needs to guess the answer correctly.
3. Once guessed correctly or after a certain amount of time, pick a new actor.
4. Repeat until everyone has had a turn.

### Examples of Love actions:

- Pray for a friends
- Feed the hungry
- Give money to the poor
- Read the Bible to someone
- Cook someone a meal
- Sweep the floor
- Vacuum the house
- Wash the dishes
- Write a thank-you/encouraging letter
- Hug someone
- Hold the door open
- Set the table for dinner
- Take the rubbish out



## Link

*Jesus showed his love by caring deeply for others, we can show love by helping, serving, and thinking of others before ourselves.*

## Write or Draw


### YOU'LL NEED...

- Paper (A4) 1 per person
- Lead Pencils
- Pens
- Coloured Pencils
- Clipboards

### STEPS

*Note: This activity has been designed as a reflection - for the children to stop and thank and praise God for all the love that he continued to show them. The content of their letters or drawings doesn't need to be shared or displayed, unless the children desire.*

1. Give each child the choice to either write a letter of thanks to God or draw a picture to show their appreciation of the deep love that God has shown them.
2. Jesus' love never gives up. Let's thank God for loving us, staying close when we're sad, and never letting us go.



### Link

*Jesus' love in John 11 reminds us that his love is deep, personal, and real. It's something we can be thankful for every day.*

## GAME: Love, Love, Jesus

### YOU'LL NEED...

- N/A

### STEPS

1. This game is a variation on 'Duck, Duck, Goose'.
2. Arrange the children sitting in a circle.
3. One child may volunteer to be 'it' first. The child will go around the circle tapping each child on the head in turn "love, love, love ..."
4. At random, the child will then tap another child and say "JESUS". The child sitting will stand up and chase the other child around the circle.
5. The child who was 'it' sits in the spot that was just vacated by the other child, and that child is now 'it'.
6. Continue until all children have had a turn to be 'it', or until time elapses.



### Link

*Jesus showed his love by caring deeply for others, we can show love by helping, serving, and thinking of others before ourselves.*

## GAME: Toilet Paper Wrap

### YOU'LL NEED...

- Rolls of Toilet Paper

THIS SUNDAY  
20th July 2025

BIBLE FOCUS  
John 11:32-36

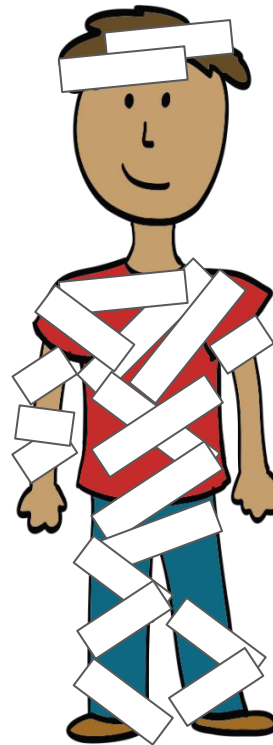
THEME  
The Love of Jesus

WEEK

9

### STEPS

1. Divide the group into teams (4-5 children per team).
2. Give each team a roll of toilet paper and get them to pick one child to be 'Lazarus'.
3. When the leader says "Go!" the team must wrap 'Lazarus' up in toilet paper. They must try and wrap all parts of his body (just leaving the eyes, the nose, and the mouth clear for breathing).
4. Once 'Lazarus' has been wrapped, the teams can lead him to the 'tomb' (the stage or one of the walls) – but without the toilet paper breaking!
5. The first team to the tomb wins.
6. Then have a race to see the fastest team to dismantle the wrapping and put all rubbish into the bin (place the bin in the centre of the room).



### Link

*Jesus loved Lazarus and brought him back to life. This game brings the story to life and reminds us of the power of Jesus' love.*