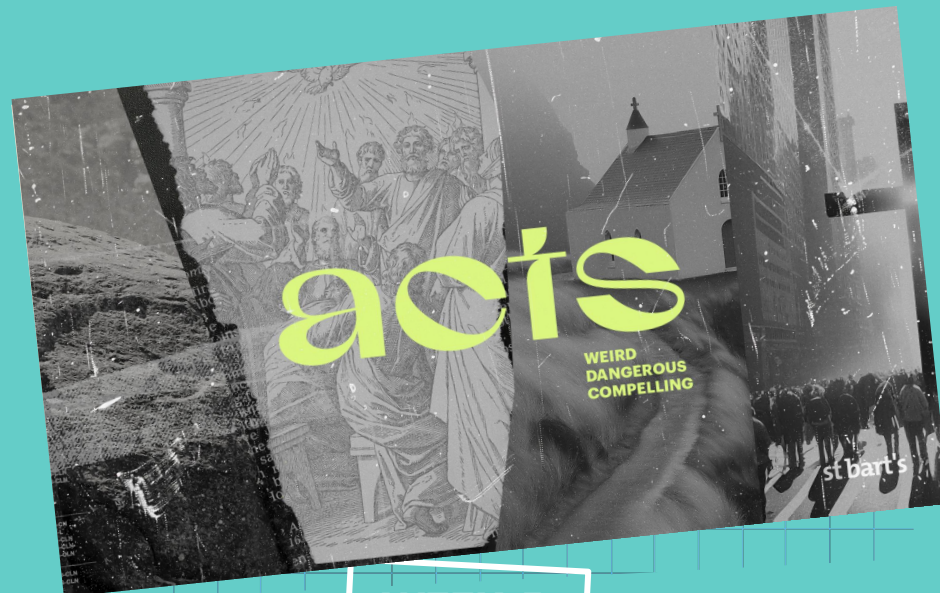




## Resource Pack

*Children's ministry resources & activities for groups & families exploring this week's theme.*

[stbartskids.org](http://stbartskids.org)



WEEK 5

# Cared for the Least

Acts / Acts 4:32-37

OVERVIEW

GATHER

READ


CHAT

DO

PRAY

# Cared for the Least

Acts 4:32-37



## HOW TO USE THIS RESOURCE

This resource has been written and produced by St Bart's Kids and we're delighted to be able to share this curriculum with you. We pray that it would be an amazing tool to aid teaching and learning occurring either at home or within your children's ministry setting.

This package connects with our series on **Acts**. The items within this package all pertain to **one session**.

The tabs on this document will help guide the main sections that should be incorporated within a session. Within each section you will find modifications for different age/learning levels - look for the tags Early Childhood, Lower Primary, Middle Primary, and Upper Primary.

All of the items within  
If you have any questions or would like to know more about St Bart's Kids resources, please contact  
[hello@stbartskids.org](mailto:hello@stbartskids.org)

## TIMING

Check-In	from...	9:00am
Gathered Worship (Auditorium) (Including Kids Talk)	10mins	
SBK Program Begins		
Welcome and Teaching	10mins	
Game (Kindy - Year 6 only)	15mins	
Small Groups/Activities	30mins	
Recap and Worship	10mins	
Check-out		

## MATERIALS

- ☐ Sensory Table / Large Container
- ☐ Coloured Rice
- ☐ Bowls
- ☐ Things to Scoop eg. Spoons, cups, etc
- ☐ Printout Worksheet #1
- ☐ Crayons/Coloured Pencils
- ☐ Toy Farm Animals
- ☐ Printout of Worksheet #2
- ☐ Coins - play money
- ☐ Small treats, notes or stickers
- ☐ Play money/coins
- ☐ Play money/coins
- ☐ Paper plates (or other objects that can hold coins such as silicone mats or bowls)
- ☐ Giant floor puzzles (or smaller desk puzzles - between 24-48 pieces each).
- ☐ Bags or buckets/containers or ziplock bags
- ☐ Floor Puzzles
- ☐ Scrabble Tiles
- ☐ Printout of Worksheet 1
- ☐ Clipboards
- ☐ Pencils
- ☐ Memory Verse (from Worksheet #2) printed in 4 different colours and cut out
- ☐ Hula Hoops x 4
- ☐ Bucket/container x 1

## ADDITIONAL INFO

This resource is the fifth in an eight week series on Strange Religion (Acts).

## SESSION OUTLINE

THIS SUNDAY

24th August 2025

BIBLE FOCUS

Acts 4:32-37

THEME

Cared for the Least

WEEK

5

OVERVIEW

GATHER

READ

CHAT

DO

PRAY

### THIS WEEK'S FOCUS

Many people ignored the poor, but the first Christians shared what they had so no one would be in need. They showed that God's love means caring for the people others forget.

### ADDITIONAL RESOURCES

Here are some resources we recommend for helping teach the Gospel to kids.

1. [God's Story: Acts](#)

### SERIES OVERVIEW

#### Strange Religion (Acts)

Whilst western Christianity can often look very similar to western culture, the very first followers of Jesus—along with their communities—were extraordinarily distinctive. Perhaps even a little weird! These new believers who were part of a new movement deviated from so many of the cultural norms and societal expectations. And in a culture in which everyone was 'religious', Christians still stood out as strange.

Yet whilst distinctive, these first Christians were also strangely compelling. As people witnessed their lives and heard their message, some were offended, others were confused, but many came to believe. In this eight-part series, we'll explore some of the earliest accounts of the church in Acts to see how the Gospel distinctively transformed these very first believers, also considering how the Gospel should continue to transform the lives of believers today.

### MULTIMEDIA

1. [SBK Kids Talk](#)
2. [How to be Generous \(Coastline Kids\) Trim video to suit your context\)](#)

### SONGS

#### EARLY CHILDHOOD

1. [Give it Away](#)
2. [L-O-V-E Compass Bible Church](#)
3. [God's Love is Big \[Actions Video\]](#)

### SONGS

#### PRIMARY

1. [Stand Together](#)
2. [Give it Away](#)
3. [God's Love is Big](#)
4. [L-O-V-E Compass Bible Church](#)





## FOCUS

Many people ignored the poor, but the first Christians shared what they had so no one would be in need. They showed that God's love means caring for the people others forget.

## WARM-UPS

- ☐ Have you ever been blessed by someone being very generous to you?
- ☐ Why is it sometimes hard to be generous in sharing or giving something away?

## TEACHING TIME

## Cared for the Least

When the first communities of Christians formed, other communities were amazed to see how they cared for one another and that they gladly shared everything they had.

For the Romans in particular, this was very strange because they usually only helped someone else if they would be getting something in return. But the people in the early church made sure that they showed God's love to everyone - particularly the people who were often forgotten or left out.

Why did they do this? Because their lives had all been changed when they trusted Jesus and they realised that they were one big family, and everyone should be looked after.

That's why the wealthier people made sure that the poorer people didn't need anything. They didn't just share what they had left over, they would actually sell things so that the money from that could be given to people who needed it.

I wonder how we would feel about that - maybe selling our favourite possession and then instead of keeping the money giving it someone who needed the money more.

*Perhaps bring out the baskets for The Pantry and explain how people in the church buy extra things each week so that they can be given to families that don't have enough.*

## APPLICATION QUESTIONS

## 1. Early Childhood

What is something you could share as a way of showing God's love?

## 2. Lower Primary

Who is someone you could be generous to as a way of showing God's love?

## 3. Middle Primary

What things in your life could you be more generous with (as a way of showing God's love)?

## 4. Upper Primary


What things in your life could you be more generous with (as a way of showing God's love)?

## Early Childhood




Everyone in the church cared for one another.

## Cared for the Least



They shared what they had. No one said, "This is mine; you can't have it!"



The church leaders kept telling everyone about Jesus, and God blessed them.

## Early Childhood



Everyone had what they needed.



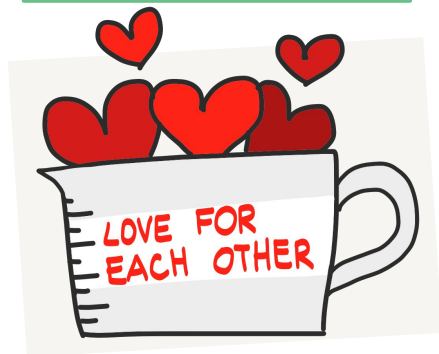
Many sold things they owned and gave the money to the leaders so it could be given to the poor.




A man called Barnabas sold his field. He gave the money to the leaders.

## Lower Primary

## Cared for the Least



Acts 4 v32 Everyone in the church cared for one another.



They shared everything together. No one said, "That's mine; you can't have it!"

## Lower Primary



33 The church leaders kept telling people about Jesus, and they were all greatly blessed by God.



34 So there were no needy people among them.

## Lower Primary

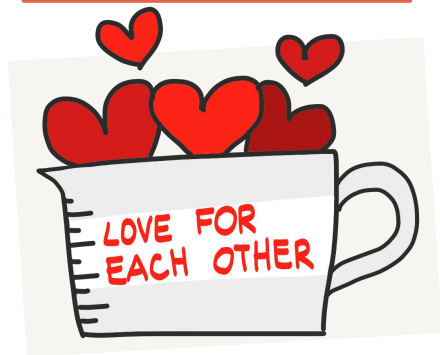


34-35 Many sold things they owned and brought the money to the leaders so it could be given to the poor.




36-37 A man called Barnabas sold a field that he owned, brought the money, and gave it to the leaders.

## Middle Primary




Acts 4 v32 The whole church lived in harmony and cared for one another. They didn't claim ownership of their own possessions. Instead, they shared everything.

## Cared for the Least



33 The apostles kept speaking about the resurrection of Jesus, and they were all greatly blessed by God.



34 And so it turned out that none of them was needy.


## Middle Primary



34-35 From time to time, those who owned fields or houses sold them and brought the money from the sale and gave it to the apostles.



They did this so that it could be given out to anyone who needed it.



36-37 Barnabas (which means 'Encourager'), was one man who sold a field that he owned and brought the money to give to the apostles.



## FOCUS

Many people ignored the poor, but the first Christians shared what they had so no one would be in need. They showed that God's love means caring for the people others forget.

## Early Childhood

## PRAYER

Dear God,  
 THANK YOU that Jesus gave us so much.  
 PLEASE HELP US to share with others  
 and be kind.  
 Amen

## DISCUSSION QUESTIONS

View SBK ebook: [Cared for the Least \(Acts 4:32-37\)](#)

1. **Can you name 3 things the early church did together?**

Eat, pray, worship, share belongings, share money.

2. **What sort of things do you share with others?**

Toys? Food? Cuddles?

3. **Did the early church community get smaller or bigger?**

Bigger! It continued to grow as more people learnt and trusted in Jesus.

4. **What do you like about being a part of your church community?**

Allow the children to share. Also share your thoughts on why you love belonging to this community.

*With great power the apostles continued to testify to the resurrection of the Lord Jesus. And God's grace was so powerfully at work in them all that there were no needy persons among them. Acts 4:33-34a*

## FOCUS

Many people ignored the poor, but the first Christians shared what they had so no one would be in need. They showed that God's love means caring for the people others forget.

## Lower Primary

## PRAYER

Father,  
Thank you for the generosity of Jesus to us that we can freely give without return. Help us to see the need on our frontlines and respond generously.  
Amen.

## DISCUSSION QUESTIONS

Read Acts 4:32-37 (from SBK Lower Primary Scripture)

- 1. Can you remember a time when someone gave you something special without you asking for it?**  
How did that feel?
- 2. Have you ever done that for someone else?** Help children to share about times they have been generous.
- 3. In the early church, the church leaders taught the people about Jesus. What things do you think that they taught?**  
Talk about how kind Jesus was, how he always helped the poor, how he even gave his own life so that we could all be part of this family.
- 4. How did God bless these early Christians?**  
No one was in need.
- 5. How did the church have enough money to make sure that no one was in need?**  
They sold their own things and gave the money to the church leaders so that they could help the poorest people.

- 6. It seems that being part of Jesus' family really changed people's lives. What did Barnabas do?**

He sold a field he owned (maybe a piece of land where he would farm or where he had planned to build a house). Then he gave all the money to the church leaders.

- 7. How can we be generous to children and families in need?**

Talk about how we could sort through our clothes or toys and give some away; how we might remember to bring some items to The Pantry, how we might invite someone to play at our house.

*With great power the apostles continued to testify to the resurrection of the Lord Jesus. And God's grace was so powerfully at work in them all that there were no needy persons among them. Acts 4:33-34a*

## FOCUS

Many people ignored the poor, but the first Christians shared what they had so no one would be in need. They showed that God's love means caring for the people others forget.

## Middle Primary

## PRAYER

Father,  
Thank you for the generosity of Jesus to us that we can freely give without return. Help us to see the need on our frontlines and respond generously.  
Amen.

## DISCUSSION QUESTIONS

Read Acts 4:32-37 (from SBK Middle Primary Scripture)

### 1. What does it mean to be *generous*?

Invite/prompt responses to establish that being generous means being happy (not resentful) to give more of something than is expected.

### 2. Do you think you are a *generous person*?

Discuss the idea that people can be generous in different ways - with their time, money or possessions. Encourage the children to think about how they feel when they have been generous - are they secretly hoping for something in return or do they feel satisfaction in bringing joy to others etc.?

### 3. What does it mean that the early Christians *didn't claim ownership of their own possessions*? (v32)

Anybody who needed to use any of the tools or food could do so and nobody would get angry.

### 4. Can you imagine how this would work in our church? Or in our town?

Encourage the children to think about allowing anyone to come and live in their house, share their food, clothes and toys. Perhaps use *E Scooters* as an example - the concept of sharing is the same but they would be free - no one would own them.

### 5. What were the apostles doing? (v33)

They were sharing the good news about the resurrection of Jesus.

### 6. How do we know that God was pleased by the way this early church was living? (v33)

They were greatly blessed by Him. No one was needy.

### 7. Where did the apostles find money to help people if they were needy? (vs 34-35)

People would sometimes sell some of their possessions that they didn't need and give the money from that to the apostles.

### 8. Who was Barnabas and how was he generous? (vs 36-37)

He was part of the early church and he sold a field that he owned and gave all the money from that to the apostles to use to help the needy people. That was generous: he could have kept the money for himself but instead he gave it all away.

### 9. Do you know of any needy people?

Encourage the children to think of people in our local community: perhaps their neighbourhood or school. Even in our own church.

### 10. How could we show generosity to people in need?

Discuss ways they could support our church's outreach and emphasise that there are different ways to support - being generous with their time or acts of kindness or including others in their friendships groups for example.

*With great power the apostles continued to testify to the resurrection of the Lord Jesus. And God's grace was so powerfully at work in them all that there were no needy persons among them. Acts 4:33-34a*

## FOCUS

Many people ignored the poor, but the first Christians shared what they had so no one would be in need. They showed that God's love means caring for the people others forget.

## Upper Primary

## PRAYER

Father,  
Thank you for the generosity of Jesus to us that we can freely give without return. Help us to see the need on our frontlines and respond generously.  
Amen.

## DISCUSSION QUESTIONS

Read Acts 4:32-37 (from NIRV New Adventurer Bible)

### 1. What does it mean to be generous?

Invite/prompt responses to establish that being generous means being happy (not resentful) to give more of something than is expected.

### 2. Do you think you are a generous person?

Discuss the idea that people can be generous in different ways - with their time, money or possessions. Encourage the children to think about how they feel when they have been generous - are they secretly hoping for something in return or do they feel satisfaction in bringing joy to others etc.?

### 3. Can you put v32 in your own words?

Encourage children to do this in pairs. Then talk together about how they lived in harmony and made sure that everything was shared.

### 4. Can you imagine how this would work in our church? In our town?

Encourage the children to think about allowing anyone to come and live in their house, share their food, clothes and toys. Perhaps use *E Scooters* as an example - the concept of sharing is the same but they would be free - no one would own them.

### 5. What were the apostles doing? (v33)

They were sharing the good news about the resurrection of Jesus.

### 6. How do we know that God was pleased by the way this early church was living? (v33)

They were greatly blessed by Him. No one was needy.

### 7. Where did the apostles find money to help people if they were needy? (vs 34-35)

People would sometimes sell some of their possessions that they didn't need and give the money from that to the apostles.

### 8. How did Barnabas demonstrate this? (vs 36-37)

He was part of the church and he sold a field and gave the money from that to the apostles to use to help the needy people. That was generous because he could have kept the money for himself instead of sharing it.

### 9. Let's think about the needs in our own community.

Encourage the children to think of people in our local community - including our church and their schools. Then suggest they think about the wider community (state/country) as well as other countries. They may have some awareness from media stories or perhaps our mission partners.

### 10. How can the example of these early Christians inspire us?

Discuss ways they could support our church's outreach and emphasise that there are different ways to support - being generous with their time, extending friendship for example.

*With great power the apostles continued to testify to the resurrection of the Lord Jesus. And God's grace was so powerfully at work in them all that there were no needy persons among them. Acts 4:33-34a*

## FOCUS

Many people ignored the poor, but the first Christians shared what they had so no one would be in need. They showed that God's love means caring for the people others forget.

## EARLY CHILDHOOD

Dear God,

THANK YOU that Jesus gave us so much.

PLEASE HELP US to share with others and be kind.

Amen

## SUNDAY SCHOOL

Father,

Thank you for the generosity of Jesus to us that we can freely give without return.

Help us to see the need on our frontlines and respond generously.

Amen.

## TIPS

*Pray that God might challenge you and provide you with the opportunity to serve or be generous this week to someone in need.*

## Early Childhood

Dear God,

THANK YOU that Jesus gave us so much.

PLEASE HELP US to share with others and  
be kind.

Amen

## Sunday School

Father,

Thank you for the generosity of Jesus to us that we  
can freely give without return.

Help us to see the need on our frontlines and  
respond generously.

Amen.

**FOCUS**

Many people ignored the poor, but the first Christians shared what they had so no one would be in need. They showed that God's love means caring for the people others forget.

*In this section, you'll find activities for Early Childhood and Primary School aged kids. There's a range of crafts, activities and games suitable for both individuals and groups.*

**EARLY CHILDHOOD**

- Sensory Rice Play
- Helping Hands
- Farm Play
- Coins (Kindy)
- In One Hand (Kindy)

**SUNDAY SCHOOL**

- In One Hand (Prep)
- Divide and Share (Prep)
- Can I help? (Yrs 1-2)
- Scrabble Words (Yrs 3-4)
- A Community of Care (Yrs 3-4)

**GAMES**

- Secret Giver (Kindy)
- Rob the Nest (+Twist) (Yrs Prep-6)



# Sensory Rice Play

## YOU'LL NEED...

- Sensory Table / Large Container
- Coloured Rice
- Bowls
- Things to Scoop eg. Spoons, cups, etc

## STEPS

1. Set up the sensory table with the rice, bowls and scoops.
2. Show the kids how to scoop the rice and put it in the bowls.
3. Encourage the children to share the rice into each of the bowls.

**\*\*Adult supervision required at all times for this activity.**



### Link

*Sharing means that we might have less, so that other people might have some. The early church was great at making sure everyone had enough.*

# Helping Hands

## YOU'LL NEED...

- Printout Worksheet #1
- Crayons/Coloured Pencils

## STEPS

1. Help the children trace around each of their hands on either sides of the heart.
2. Get the children to colour in their hands.
3. Encourage the Kindy kids to draw a way that they can be a helping hand to someone else.



### Link

*The early church was great at helping, sharing and caring for those in need. Our hands can help, share and care for others too.*

The printout HELPING HANDS is available on the following page.



# Farm Play

## YOU'LL NEED...

- Toy Farm Animals

## STEPS

1. Set up the toy farm animals on the table for the children to play with.
2. Encourage the children to count how many animals there are and encourage them to share the animals with the other children.
3. Remind the children that many people in the early church sold things they owned and gave the money to the leaders so it could be given to the poor. Barnabas sold his field and gave the money to the leaders.



### Link

*The early church was great at helping, sharing and caring for those in need. They made sure everyone had enough.*


# Coins

## YOU'LL NEED...

- Printout of Worksheet #2
- Coins - play money

## STEPS


1. Give each child a coin worksheet and some coins.
2. Get the children to share out the coins, putting one on each image of a coin. Then count up how many there are. For an added challenge: get the children to flip all the coins onto the same side (i.e., either heads or tails).



### Link

God calls us to share and be generous, not keep everything for ourselves. The early church in Acts were fantastic at sharing and giving things away so that others had enough.

The printout COINS WORKSHEET is available on the following page.





## In one Hand

### YOU'LL NEED...

- Play money/coins

### STEPS

1. Have a large container of coins available for this activity. Show the children the size of the coins and ask them each to hold one.
2. Then ask them how many they think they could hold in their hand at once? Is it 5 coins? 10 coins? 15 coins? More?!
3. Demonstrate how to hold a handful of coins and then have each child have a turn.
4. Discuss what might happen if we when we have too many coins to fit into our hands (they will fall out of our hand; we might drop them). Talk about what is the best thing to do - how might we share the load? (give some away).



### Link

*God calls us to share and be generous, not keep everything for ourselves. The early church in Acts were fantastic at sharing and giving things away so that others had enough.*

## Divide and Share

### YOU'LL NEED...

- Play money/coins
- Paper plates (or other objects that can hold coins such as silicone mats or bowls)

### STEPS

1. Place two of the plates or mats out on the carpet. Work with the children to share the coins amongst the plates.
2. Then tip all the coins back into the container and ask "but what if we were to share the coins between three plates?" Work together to share out the coins amongst the plates.
3. Repeat with 4 plates, then 5, 6, and so on. Talk about what had to happen when you shared the coins (you had to take some from one person and give to another).



### Link

*Sharing means that we might have less, so that other people might have some. The early church was great at making sure everyone had enough.*

## Can I help?

### YOU'LL NEED...

- Giant floor puzzles (or smaller desk puzzles - between 24-48 pieces each).
- Bags or buckets/containers or ziplock bags

### STEPS

1. Ensure you have enough puzzles for people in the group. Alternatively, have the children work in pairs (and each pair has a puzzle to complete).
2. The Twist: mix all the puzzles together and divide the pieces so that each person (or pair) gets a bag/container of pieces. Each must try and solve their puzzle, but at the same time, look at the puzzles the others are trying to solve and try and offer them pieces that will help. Encourage the children to use words like:

*"I can help."*

*"I think I have a piece of your puzzle."*

*"Would you like me to help you find all your pieces?"*



### Link

*The early church were great at looking beyond their own needs and noticing what other people needed around them. And then they helped!*

# Scrabble Words

## YOU'LL NEED...

- Scrabble Tiles

Examples of words may include:  
share, care, give,  
generous, love,  
unity, church, gift,  
etc.

## STEPS

1. Place all the scrabble tiles into a bucket or bag. Then give each child 10 tiles. They are to place the tiles face-up in front of them.
2. Using their own letters, players try and make a word that describes the early church in ACTS and put this word on display in the centre of the group.
3. Other players can add onto this word, building out or onto existing words.
4. Whilst looking for their own words, players are to try and see if any of their letters might be of use to other players - and are to ask if they can help by sharing their letter tiles.
5. Players continue to pick up tiles (max 10 tiles in hand at any one time) and to make and connect words in the centre of the space.



### Link

The early church met together, prayed, ate, shared, cared, talked, listened, and did life together. Each of the words used in this activity should summarise the actions of the early church.

# A Community of Care

## YOU'LL NEED...

- Printout of Worksheet #3
- Clipboards
- Pencils

## STEPS

1. Following the small group discussion, guide the children through the Worksheet 'A Community of Care'. During this time, discuss what the driving factor for the Early Church in demonstrating such a community of care.
2. Then discuss different agencies and organisations that exist within the local, national, and international context - who aim to help others generously. *Some individuals or groups may need more prompting or guidance with this part, depending on their background knowledge of social groups or care agencies.*
3. All the children time to reflect on ways that they themselves might be able to help and make a contribution to helping others (on the back side of the worksheet).

**A COMMUNITY OF CARE**

1. Which of these principles from Acts 4:32-37 stands out as key for the Early Church? Select ONE.

Generosity	Love	Unity	Sharing	Compassion
------------	------	-------	---------	------------

2. Circle the principle that you most identify with when you see someone in need.

3. Can you list some agencies or initiatives that help others?

LOCAL	NATIONAL	INTERNATIONAL

4. How do you think your own community today? At what level? (local, national, international, possessions, and financial)


## Link

The believers were of one heart and mind. They made sure no one went without.

The printouts of A COMMUNITY OF CARE are available on the following pages.



# A COMMUNITY OF CARE



1. Which of these principles from Acts 4:32-37 stands out as key for the Early Church? Select ONE.

**Generosity**

**Love**




**Unity**

**Sharing**

**Compassion**

2. Circle the principle that you most identify with when you see someone in need.

3. Can you list some agencies or initiatives that help others?

LOCAL 	NATIONAL 	INTERNATIONAL 

4. DRAW the ways you might reflect the early church's culture of sharing and support within your own community today? At church? At school? In the local community? Consider how you can share your time, talents, possessions, and financial resources.






## GAME: Secret Giver

### YOU'LL NEED...

- Small treats, notes or stickers

### STEPS

1. Hide small treats, notes or stickers around the room.
2. Have the kids find the treats and give them to someone else instead of keeping them.
3. Say, "Jesus' followers shared what they had, and we can share God's love with others."



### Link

God calls us to share and be generous, not keep everything for ourselves. The early church in Acts were fantastic at sharing and giving things away so that others had enough.

## GAME: Rob the Nest (+Twist)

### YOU'LL NEED...

- Memory Verse (from Worksheet #4) printed in 4 different colours and cut out
- Hula Hoops x 4
- Bucket/container x 1

THIS SUNDAY

24th August 2025

BIBLE FOCUS

Acts 4:32-37

THEME

Cared for the Least

WEEK

5

OVERVIEW

GATHER

READ

CHAT

DO

PRAY

### STEPS

1. Split everyone into 4 even groups. Each group is allocated a different colour.
2. In the centre of the room are pieces of the memory verse, pre-written on cardboard (one word per card). They are to be placed face-down on the floor.
3. Each group sends one runner at a time to collect the TOP card from the centre pile and return to their group. If the word on the card is written is their group colour, they keep the card behind their 'nest'. If it is not their colour, they place it face down in the nest.
4. Continue steps 3-4 until all the cards in the centre have been taken. Then teams are allowed to steal from other nests (still only ONE runner per team at a time).
5. Meanwhile the rest of the group works to put together all the words to form today's Scripture verse. The first group to form the verse accurately is the winning team.
6. **REPEAT the game - but this time, each group must make it their mission to help the OTHER groups try and solve their verse, rather than just trying to help themselves.**


[Link](#)

*The Apostles were the primary and first disciples of Jesus. This began as the 12 disciples, but there became many more than can be counted.*

WORKSHEET 4



All the believers  
were agreed in  
heart and mind.

They didn't

claim that  
anything they  
had was their  
own. Instead,

they shared  
everything they  
owned.

Acts 4:32

All the believers  
were agreed in  
heart and mind.  
They didn't

claim that  
anything they  
had was their  
own. Instead,



they shared  
everything they  
owned.

Acts 4:32

All the believers  
were agreed in  
heart and mind.  
They didn't

claim that  
anything they  
had was their  
own. Instead,

they shared  
everything they  
owned.

Acts 4:32

All the believers  
were agreed in  
heart and mind.

They didn't

claim that  
anything they  
had was their  
own. Instead,

they shared  
everything they  
owned.

Acts 4:32