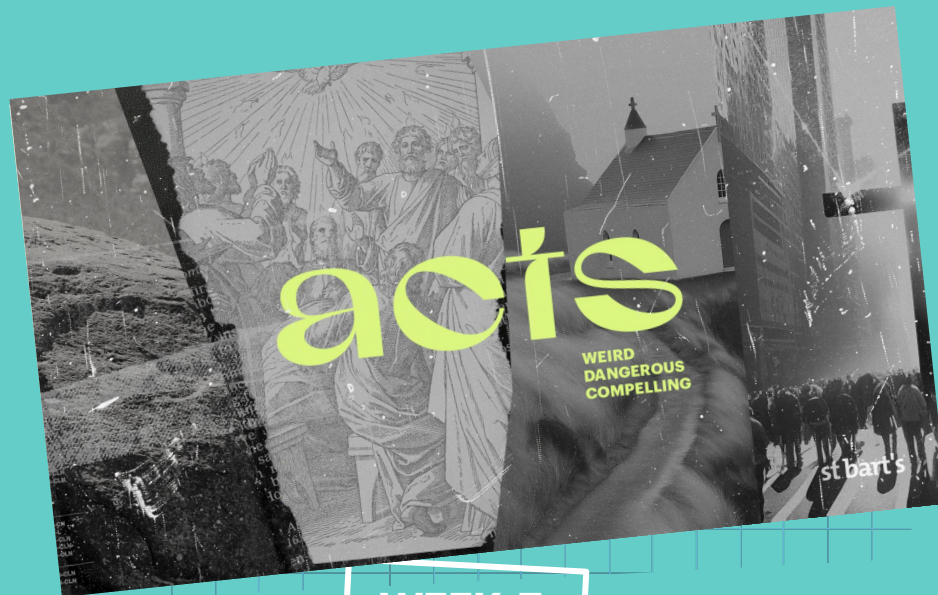




Resource Pack

Children's ministry resources & activities for groups & families exploring this week's theme.

stbartskids.org



WEEK 7

Worshipped without Blood or Smoke

Acts / Acts 17:16-34

OVERVIEW

GATHER

READ

CHAT

DO

PRAY

Worshipped without Blood or Smoke

Acts 17:16-34



HOW TO USE THIS RESOURCE

This resource has been written and produced by St Bart's Kids and we're delighted to be able to share this curriculum with you. We pray that it would be an amazing tool to aid teaching and learning occurring either at home or within your children's ministry setting.

This package connects with our series on **Acts**. The items within this package all pertain to **one session**.

The tabs on this document will help guide the main sections that should be incorporated within a session. Within each section you will find modifications for different age/learning levels - look for the tags Early Childhood, Lower Primary, Middle Primary, and Upper Primary.

All of the items within
If you have any questions or would like to know more about St Bart's Kids resources, please contact hello@stbartskids.org

TIMING

Check-In	from...	9:00am
Gathered Worship (Auditorium) (Including Kids Talk)	10mins	
SBK Program Begins		
Welcome and Teaching	10mins	
Game (Kindy - Year 6 only)	15mins	
Small Groups/Activities	30mins	
Recap and Worship	10mins	
Check-out		

MATERIALS

- ☐ Multiple medium sized items such as pebbles
- ☐ Sticker (1)
- ☐ A collection of plastic animals and creatures - a mixture of real and fake creatures would be ideal
- ☐ Magnifying glasses
- ☐ Placemats
- ☐ Printout of Worksheet #1
- ☐ Playdough
- ☐ Giant Tweezers
- ☐ Container with collection of small items such as cotton balls, dried chickpeas or pasta, small duplo blocks
- ☐ Muffin trays or egg cartons
- ☐ Printout of Worksheet #2
- ☐ Pencils
- ☐ Clipboards
- ☐ Printouts from Worksheet #3
- ☐ Bluetac
- ☐ 5 buckets
- ☐ Small toss beanbags
- ☐ markers/cones
- ☐ Printout of Worksheet #4
- ☐ Printout of Worksheet #5a
- ☐ Printout of Worksheet #5c (onto sticker sheets if possible)
- ☐ Bibles
- ☐ Printout of Worksheet #6
- ☐ Bibles
- ☐ Portable Music Source

ADDITIONAL INFO

This resource is the seventh in an eight week series on Strange Religion (Acts).

SESSION OUTLINE

THIS SUNDAY

7th September

BIBLE FOCUS

Acts 17:16-34

THEME

Worshipped without Blood or Smoke

WEEK

7

OVERVIEW

GATHER

READ

CHAT

DO

PRAY

THIS WEEK'S FOCUS

People in Athens worshipped statues and idols of different gods. But the first Christians believed that following Jesus in everyday life instead of with smoke and blood, was the best way to honour God.

SERIES OVERVIEW

Strange Religion (Acts)

Whilst western Christianity can often look very similar to western culture, the very first followers of Jesus—along with their communities—were extraordinarily distinctive. Perhaps even a little weird! These new believers who were part of a new movement deviated from so many of the cultural norms and societal expectations. And in a culture in which everyone was 'religious', Christians still stood out as strange.

Yet whilst distinctive, these first Christians were also strangely compelling. As people witnessed their lives and heard their message, some were offended, others were confused, but many came to believe. In this eight-part series, we'll explore some of the earliest accounts of the church in Acts to see how the Gospel distinctively transformed these very first believers, also considering how the Gospel should continue to transform the lives of believers today.

MULTIMEDIA

1. [SBK Kids Talk](#)
2. [Paul Taught in Athens \(Champion Forest Kids Ministry\)](#)

ADDITIONAL RESOURCES

Here are some resources we recommend for helping teach the Gospel to kids.

1. [God's Story: Acts](#)

SONGS

EARLY CHILDHOOD

1. [My God Is So Big | Bible Adventure Worship | LifeKids](#)
2. [TODDLER WORSHIP \(Big and Strong\)](#)
3. [King of the Jungle | Dance-A-Long with Lyrics | Kids Worship](#)

SONGS

PRIMARY

1. [Jesus is the King \(Emu Music\)](#)
2. [Give it Away](#)
3. [Learn It, Love it, Live it \(Operation Arctic VBS\)](#)



FOCUS

People in Athens worshipped statues and idols of different gods. But the first Christians believed that following Jesus in everyday life instead of with smoke and blood, was the best way to honour God.

WARM-UPS

- ☐ Why do we often find statues and monuments in city centres?
- ☐ What are some of the idols people might worship today?

TEACHING TIME

Worshipped without Blood or Smoke

When you walk into a church, what sort of things do you normally see?
(people, chairs facing in one direction, stage with table, musicians, artwork)

What sort of things might you hear?
(music, people talking, message being spoken)

What sort of things might you smell?
(Fresh flowers, coffee, cleaning products)

These things might all seem normal - that almost when you walk into any church like ours you might see, hear, or smell similar familiar things.

What we need to understand is all of these things are really different to the experience of God's people before Jesus. For the Jews, temple worship was so important and it was a place where people came to worship through sacrifices. They needed to do this because the consequence of sin is death and the only way to come near to God was to offer God a worthy and pleasing sacrifice. This was normally an animal, but sometimes incense, money, or grain.

Picture what it looked like inside one of these temples:

- * smoke so thick you would have trouble seeing
- * smoke so strong you would have trouble breathing
- * the smell of animal flesh burning
- * blood dripping on the floor, splattered on the walls - some fresh, and much old, dried, and layered
- * the pungent smell of blood and animal carcasses

This is so different to what we recognise as church and worship now!

And the thing is, that while the early Church also didn't look like what we know as church, it also didn't look like what the Jewish people were used to. Because of Jesus and that he was the ultimate sacrifice (the perfect sacrifice), there was no need for sacrifices anymore. There was no need for the blood or the smoke. Jesus had bridged the gap between God and his people.

So when stopped in Athens and saw a city full of people who were religious with statues and temples galore, he used this opportunity to tell them about Jesus and how there was a God who was above all others. And Paul let them know that the best way to worship God was by being a living sacrifice - to talk openly about their faith in Jesus and do good. For as it says in Hebrews 13:15-16 "God is pleased with those kinds of offerings".

APPLICATION QUESTIONS

1. Early Childhood

Name 1 amazing thing God created.

2. Lower Primary

What is the biggest statue of a person you have ever seen?

3. Middle Primary

Why do you think the people of Athens labelled the statue 'unknown god'?

4. Upper Primary


What is one way you can worship God each day this coming week?

Early Childhood

Worshipped without Blood or Smoke



On his second mission trip, Paul visited Athens.



The people in Athens had lots of statues of different gods.




The people in Athens loved to talk about important ideas. They loved to try and understand new things.

Early Childhood



Paul spent his time telling people about the Good News of Jesus.



They thought he was talking about strange gods that they had never heard of, but they were keen to find out more.



Paul told them about God. He told them that God made the world.


Early Childhood



He told them about Jesus.
He told them that Jesus
had risen from the dead.




He told them that God
was a living God who
wasn't found in temples
or statues.



Some of the people
laughed at Paul but others
believed in what he said.

Lower Primary

Worshipped without Blood or Smoke




16-21 When Paul was in Athens he noticed lots of idols.



Then Paul went to the Jewish meeting place and started telling the people the good news about Jesus.

Lower Primary



But they thought he was talking about strange gods, so they took him to the city leaders.



22-25 He said to them, “People of Athens, I know you believe in many gods. You even have an altar, ‘TO AN UNKNOWN GOD.’

Lower Primary




I'm here to tell you about the God you can know- the true God who made everything, including us. He is the Lord of heaven and earth.




26-28 He wants people to seek him and find him. He is not far from any of us.

Lower Primary



29 God wants all people everywhere to turn away from their sins because one day we will all be judged by Jesus.”



When he said all this, some people laughed but others believed in Jesus.

Middle Primary

Worshipped without Blood or Smoke



16-18 When Paul was in Athens he was very upset when he noticed there were idols everywhere.




So he went to the Jewish meeting place and spoke to those there, preaching the good news about Jesus, telling them that Jesus had risen from the dead



8-19 But to them it sounded like he was talking about strange gods. Then they took him to the city leaders.

Middle Primary



19-21 They said to him, “What is this new teaching you’re giving us? You have some strange ideas we’ve never heard before. We’d like to know more.”



22 Then Paul said, “People of Athens! I see that you are very religious. 23 As I walked around, I even found an altar with, “TO AN UNKNOWN GOD” written on it.



23 You don’t know what you are worshipping, but I can tell you about the God you can know.


Middle Primary



24-25 He is the God who made the world and gives life to everything. He created us, we don't create him.

CREATOR
GOD

So we shouldn't think that God is made out of gold or silver or stone. He is the Lord of heaven and earth.




26-28 God wants people to seek him and find him. He is not far from any of us.

Middle Primary



29-34 “Now he commands all people everywhere to turn away from their sins because one day we will all be judged by Jesus.”



When he said all this, some people laughed but others believed in Jesus.

FOCUS

People in Athens worshipped statues and idols of different gods. But the first Christians believed that following Jesus in everyday life instead of with smoke and blood, was the best way to honour God.

Early Childhood

PRAYER

Dear God,
 THANK YOU that we can worship you anywhere.
 HELP US worship you with our lives, not just at church.
 Amen.

DISCUSSION QUESTIONS

View SBK ebook [Worshipped without Blood or Smoke](#)

- 1. When Paul visited Athens, he found lots of what?**
Statues/idols.
- 2. Paul shared the Good News with the people in Athens. Were they interested in listening?**
Yes. They loved to hear and learn new things.
- 3. Name 2 things Paul told the people.**
God created the world.
God is Lord of heaven and earth.
God gives life to all things.
Jesus rose from the dead.
God is a living god.
God is not a statue.
- 4. What are some ways we can live our lives to worship God?**

He is the God who made the world. He also made everything in it. Acts 17:24

We shouldn't think that God is made out of gold or silver or stone. He isn't a statue planned and made by clever people. Acts 17:29

FOCUS

People in Athens worshipped statues and idols of different gods. But the first Christians believed that following Jesus in everyday life instead of with smoke and blood, was the best way to honour God.

Lower Primary

PRAYER

Thank you Jesus that you have opened up the way to be forgiven and know life!
Thank you that we can worship you anywhere.
Please help us to daily offer our lives as a living sacrifice for you. Amen.

DISCUSSION QUESTIONS

Have you visited a big city with beautiful buildings, statues, and artwork?

Read Acts 17:16-34 from SBK Lower Primary Scripture

- What city was Paul travelling to when this story took place?**
Athens
- What is an idol?**
An idol is something that humans have attempted to make into a god.
- Why was Paul saddened when he saw all the idols?**
Paul knew that humans cannot make God. He knew that God created the whole world, including humans. He knew that there is only one God and that it is wrong to put anything above him.
- Verse 24 tells us that God made the world and everything in it. Can you name some things that God has created that you find amazing?**
- Paul found one particular altar dedicated to which god?**
An 'unknown god.'

- How did the worship shown in Athens differ from the Christians in the Early Church?**

The Athenians worshipped pagan idols via sacrifices. But their attempts to approach God were useless because their worship only pointed to fake gods. The Christians however worshipped God with their hearts, words, and life.

- Before Jesus, Jewish people were required to make sacrifices in order to make amends for their sins. Why did they no longer need to do this?**

Because the perfect offering for our sins had been made, once and for all, through Jesus' death.

- What are some ways we can live our lives to worship God?**

Obeying our parents.
Giving praise to the Lord our God.
Helping others.
Showing generosity towards others.
Other.....

He is the God who made the world. He also made everything in it." Acts 17:24

We shouldn't think that God is made out of gold or silver or stone. He isn't a statue planned and made by clever people. Acts 17:29

THIS SUNDAY

7th September

BIBLE FOCUS

Acts 17:16-34

THEME

Worshipped without Blood or Smoke

DISCUSSION QUESTIONS

Have you visited a big city with beautiful buildings, statues, and artwork?

Read Acts 17:16-34 from SBK Middle Primary Scripture

1. What city was Paul travelling to when this story took place?

Athens

2. What is an idol and why was Paul saddened when he saw there were so many in Athens?

An idol is something that humans have attempted to make into a god. Paul knew that humans cannot make God. He knew that God created the whole world, including humans. He knew that there is only one God and that it is wrong to put anything above him.

3. Do you think people still have idols today? What are some things that people put above God in terms of importance?

Hint: think less statue and more object or perceptions.

4. Verse 24 tells us that God made the world and everything in it. Can you name some things that God has created that you find amazing?

5. Paul found one particular altar dedicated to which god?

An 'unknown god.'

6. What did Paul want the Athenians to know about this unknown god?

Paul wanted them to know that they actually had a chance to know this God, personally. He wanted them to know that this God had made all of the stone, gold, or silver used to "make" their gods. He wanted them to know that all things exist because of this God.

7. How did the worship shown in Athens differ from the Christians in the Early Church?

The Athenians worshipped pagan idols via sacrifices. But their attempts to approach God were useless because their worship only pointed to fake gods. The Christians however worshipped God with their hearts, words, and life.

8. Before Jesus, Jewish people were required to make sacrifices in order to make amends for their sins. Why did they no longer need to do this?

Because the perfect offering for our sins had been made, once and for all, through Jesus' death.

9. What are some ways we can live our lives to worship God?

Obedying our parents; Giving praise to the Lord our God; Helping others; Showing generosity towards others; Other.....

FOCUS

People in Athens worshipped statues and idols of different gods. But the first Christians believed that following Jesus in everyday life instead of with smoke and blood, was the best way to honour God.

Middle Primary

PRAYER

Thank you Jesus that you have opened up the way to be forgiven and know life!

Thank you that we can worship you anywhere.

Please help us to daily offer our lives as a living sacrifice for you. Amen.

THIS SUNDAY

7th September

BIBLE FOCUS

Acts 17:16-34

THEME

Worshipped without Blood or Smoke

FOCUS

People in Athens worshipped statues and idols of different gods. But the first Christians believed that following Jesus in everyday life instead of with smoke and blood, was the best way to honour God.

Upper Primary

PRAYER

Thank you Jesus that you have opened up the way to be forgiven and know life!
Thank you that we can worship you anywhere.
Please help us to daily offer our lives as a living sacrifice for you. Amen.

DISCUSSION QUESTIONS

Have you visited a big city with beautiful buildings, statues, and artwork?

Read Acts 17:16-34 (from NIV New Adventurer Bible pp1343)

1. Where was Paul in his 2nd Missionary journey when this story took place?

Athens. Paul was well over half way through his journey and Athens was one of the few cities he visited before he begun the trip home.

2. When Paul first saw Athens it was obvious to him that they were religious: there were about 3000 statues in Athens. Why was Paul saddened by this?

Most of these statues were probably objects of worship. The people of Athens had essentially created a collection of gods out of gold, silver, and carvings. Paul knew that humans cannot make God. He knew that God himself created the whole world, including humans. He knew that there is only one God and that it is wrong to put anything above him.

3. Do you think people still have idols today? What are some things that people put above God in terms of importance?

Hint: think less statue and more object or perceptions.

4. Paul found one particular altar dedicated to which god?

An 'unknown god.'

6. What did Paul want the Athenians to know about this unknown god?

Paul wanted them to know that they actually had a chance to know this God, personally. He wanted them to know that God had made all of the stone, gold, or silver used to "make" their gods. He wanted them to know that all things exist because of God.

7. How did the worship shown in Athens differ from the Christians in the Early Church?

The Athenians worshipped pagan idols via sacrifices. But their attempts to approach God were useless because their worship only pointed to fake gods. But the Christians worshipped God with their whole life.

8. Before Jesus, Jewish people were required to make sacrifices in order to make amends for their sins. Why did they no longer need to do this?

Because the perfect offering for our sins had been made, once and for all, through Jesus' death.

9. At the end of a church service, there is often a prayer used that says "we offer ourselves as a living sacrifice for you Lord..." What does it mean to be a living sacrifice?

To live our lives in God's service - where every thought, word, and action should honour God and point others to come to know more about our Lord.

We shouldn't think that God is made out of gold or silver or stone. Acts 17:29

FOCUS

People in Athens worshipped statues and idols of different gods. But the first Christians believed that following Jesus in everyday life instead of with smoke and blood, was the best way to honour God.

EARLY CHILDHOOD

Dear God,

THANK YOU that we can worship you anywhere.

HELP US worship you with our lives, not just at church.

Amen.

SUNDAY SCHOOL

Thank you Jesus that you have opened up the way to be forgiven and know life!

Thank you that we can worship you anywhere.

Please help us to daily offer our lives as a living sacrifice for you. Amen.

TIPS

Thank God that we no longer need to offer sacrifices to atone for our sins. Rather, we have been forgiven and made right with God because of Jesus' death on the cross and resurrection to new life.

Early Childhood

Dear God,

THANK YOU that we can worship you
anywhere.

HELP US worship you with our lives, not just
at church.

Amen.

Sunday School

Thank you Jesus that you have opened up the way to be forgiven and know life!

Thank you that we can worship you anywhere.

Please help us to daily offer our lives as a living sacrifice for you. Amen.

FOCUS

People in Athens worshipped statues and idols of different gods. But the first Christians believed that following Jesus in everyday life instead of with smoke and blood, was the best way to honour God.

In this section, you'll find activities for Early Childhood and Primary School aged kids. There's a range of crafts, activities and games suitable for both individuals and groups.

EARLY CHILDHOOD

- Only One
- I spy (Close up)
- Playdough Mats: Be Like Jesus
- Counting: Number 1 (Kindy)
- Real or Fake (Kindy)

SUNDAY SCHOOL

- Beanbag Toss (Prep)
- Early Church Dominoes (1-2)
- Sort the Sacrifices (3-4)
- Sacrifices Explained (5-6)

GAMES

- Statues (Kindy)
- Musical Freeze (Prep-Yr 6)

Only One

YOU'LL NEED...

- Multiple medium sized items such as pebbles
- Sticker (1)

THIS SUNDAY
7th September

BIBLE FOCUS
Acts 17:16-34

THEME
Worshipped without Blood or Smoke

WEEK

7

STEPS

1. Place a small sticker on one of the pebbles.
2. Place all of the pebbles inside a box or container and mix well.
3. Guide kids to look for the pebble that has the sticker. Explain that people may choose to worship other things, but there is only ONE true God who deserves our worship.

[Link](#)

The Athenians worshipped lots of different gods and idols. Paul helped some of them realise there is only ONE true God and that they could worship Him by living their life like Jesus.

I spy (Close up)

YOU'LL NEED...

- A collection of plastic animals and creatures - a mixture of real and fake creatures would be ideal
- Magnifying glasses
- placemats

THIS SUNDAY
7th September

BIBLE FOCUS
Acts 17:16-34

THEME
Worshipped without Blood or Smoke

STEPS

1. Layout the insects and creatures onto placemats. Include a magnifying glass on each mat.
2. Invite the children to look through the magnifying glass at each of the animals/creatures.
3. Ask them which creatures look like real animals and which look like made up creatures.



Link

The people in Athens were worshipping fake gods. Paul taught them that our God is the one, true God who loves them and that they could worship Him by living their life like Jesus.


Playdough Mats: Be Like Jesus

YOU'LL NEED...

- Printout of Worksheet #1
- Playdough

STEPS

1. Set up the play dough mats around the tables.
2. Each child is to receive their own play dough for this activity.
3. Help the children form the relevant shapes to fill the pictures on the mat.



Link

The people in Athens were worshipping false gods. Paul taught them that our God is the one, true God and that they could worship Him by living their life like Jesus.





A graphic of a worksheet with a grid pattern. The text "WORKSHEET 1" is written in the top left corner.

WORKSHEET 1

The printable PLAY DOUGH MAT template can be found on the following page.



Be like ...




Counting: Number 1

YOU'LL NEED...

- Giant Tweezers
- Container with collection of small items such as cotton balls, dried chickpeas or pasta, small duplo blocks, etc.
- Muffin trays or egg cartons

STEPS

1. Place the container of small items in the middle of the table.
2. Provide an egg carton (or similar) and pair of large plastic tweezers for each of the children.
3. Ask them to use the tweezers to pick up ONE (1) of each of item and place them into the egg carton. I.e., 1 cotton bud, 1 chickpea, 1 duplo block, etc.
4. Discuss how we believe in the one, true, living God.



Link

The Athenians worshipped lots of different gods and idols. Paul helped some of them realise there is only ONE true God and that they could worship Him by living their life like Jesus.

Real or Fake

YOU'LL NEED...

- Printout of Worksheet #2
- Pencils
- Clipboards

STEPS

1. Circle the pictures of animals that really exist. Cross out the animals that do not exist.



Link

The people in Athens were worshipping fake gods. Paul taught them that our God is the one, true God who loves them and that they could worship Him by living their life like Jesus.















A light beige rectangular header with a faint grid pattern, partially overlapping a larger grid background.

WORKSHEET 2

The printable Real or Fake template can be found on the following page.

Real or Fake?

Circle the pictures of animals that really exist. Cross out the animals that do not exist.




Beanbag Toss

YOU'LL NEED...

- Printouts from Worksheet #3
- Blotac
- 5 buckets
- Small toss beanbags
- markers/cones

STEPS

1. Set up the 5 buckets at one end of the space. Add a different label (printout of worksheet #3) on each of the buckets.
2. Step away from them approx 3m (or whatever is age appropriate) and place markers/cones down.
3. The children take turns to throw a mini beanbag into a bucket of their choice. As they try and throw it, they say the word that is on the bucket.




Link

The people in Athens were curious and interested in finding out more about God. Paul was keen to help them understand that God is creator, ruler, sustainer, Father, and Judge and that they could worship God by living their life like Jesus.

God made everything



God gives life



God is not a statue



We belong to God's family



God forgives



Early Church Dominoes

YOU'LL NEED...

- Printout of Worksheet #4

THIS SUNDAY
7th September

BIBLE FOCUS
Acts 17:16-34





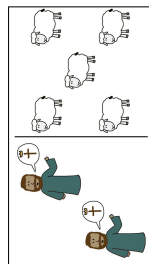

THEME
Worshipped without Blood or Smoke

WEEK

7

STEPS
















1. Cut out the dominoes and place one in the centre and deal out the rest evenly to the players.
2. Players take turns to add one of their dominoes onto the existing one - but the pictures must match (as shown in the example on this page). If a player cannot make a move, they simply pass the play to the next person.
3. Continue until all players have put all possible dominoes down.



















Link




Each of the images used in this activity connect with today's Bible story (and other previous weeks in this Acts series). This game involves following the pattern of the images.

















The printout of the EARLY CHURCH DOMINOES are available on the following pages.









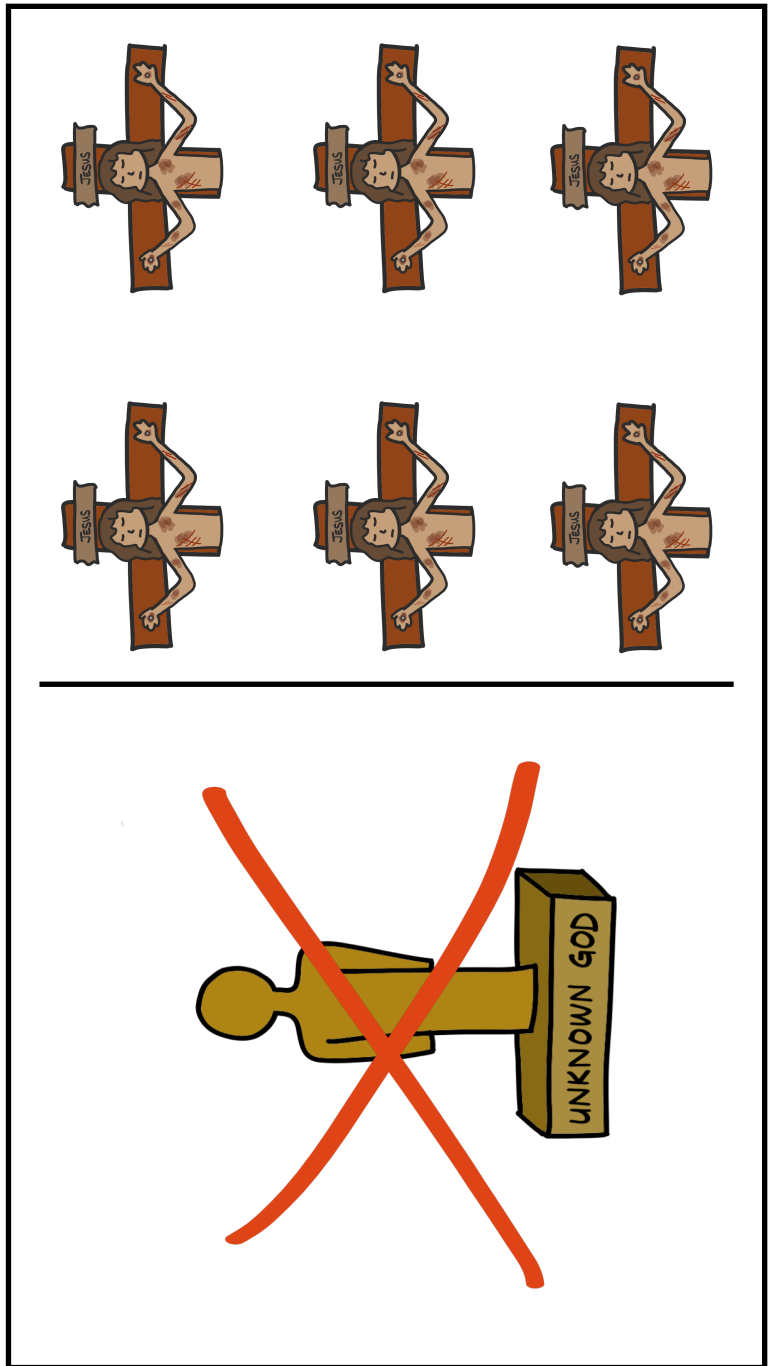
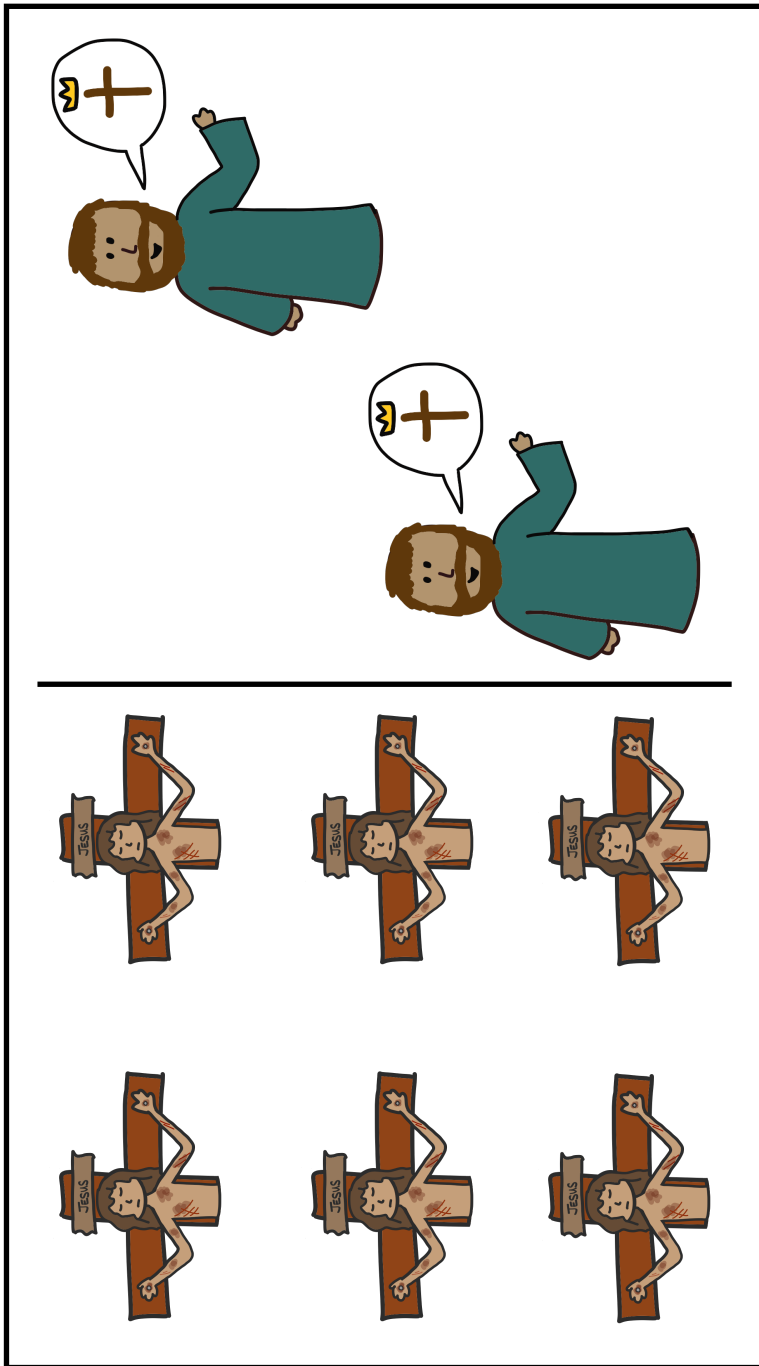



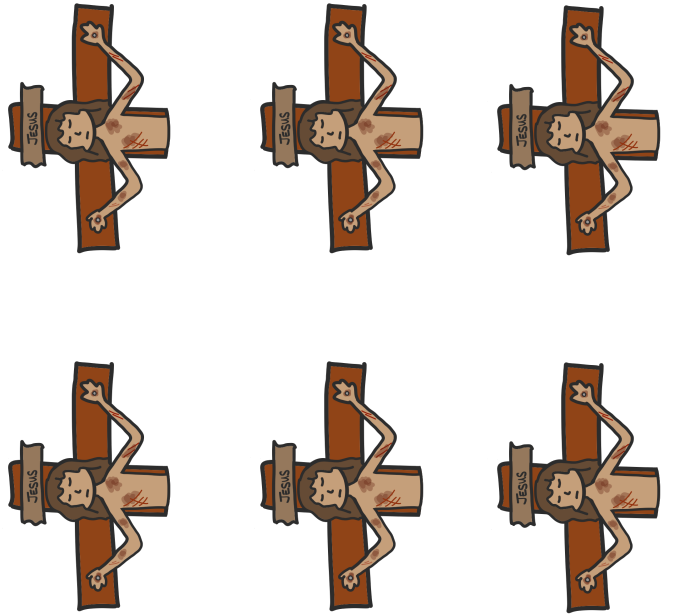

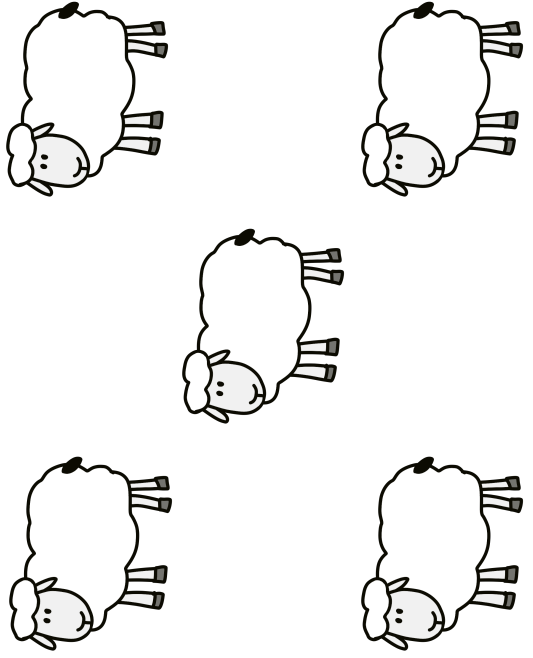
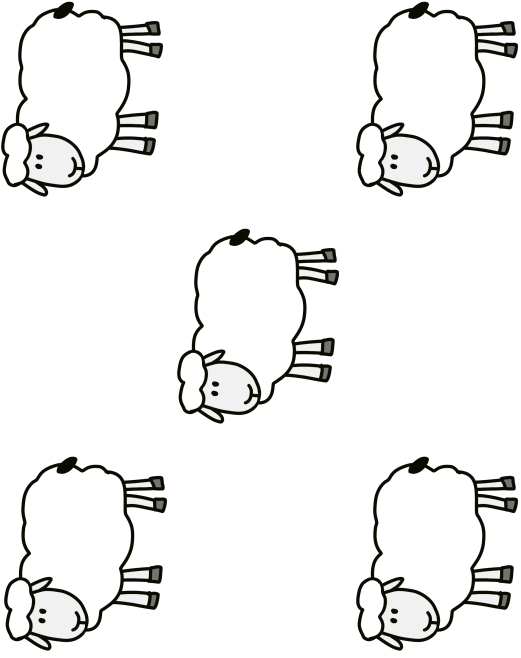

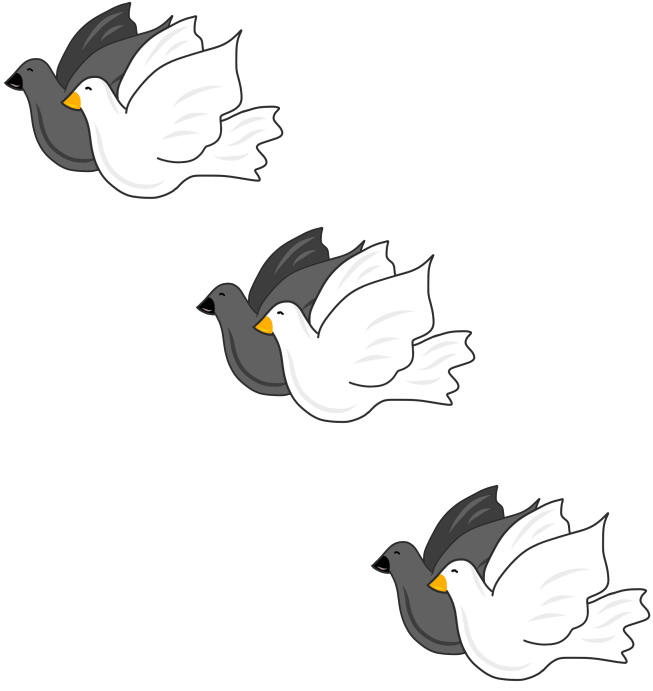














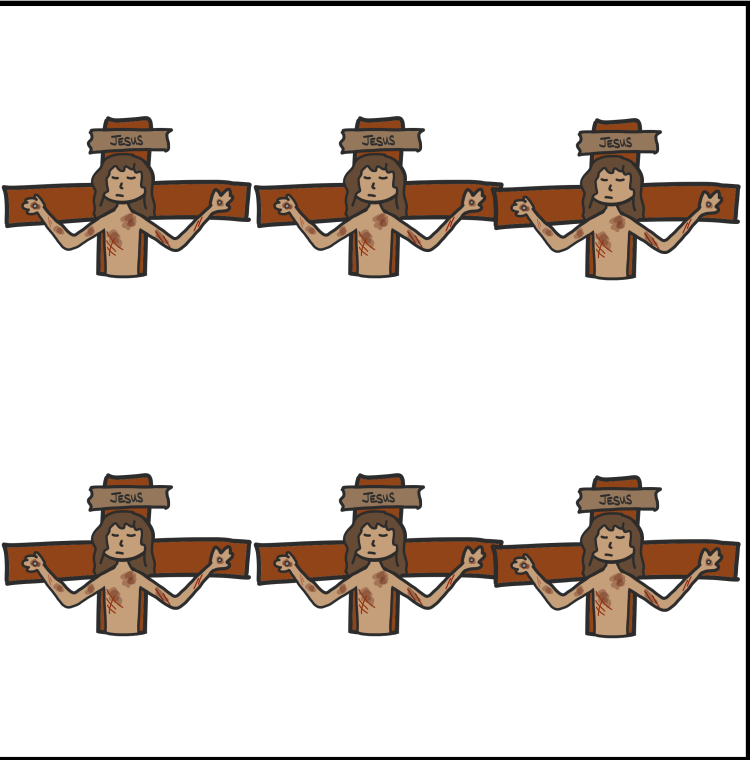
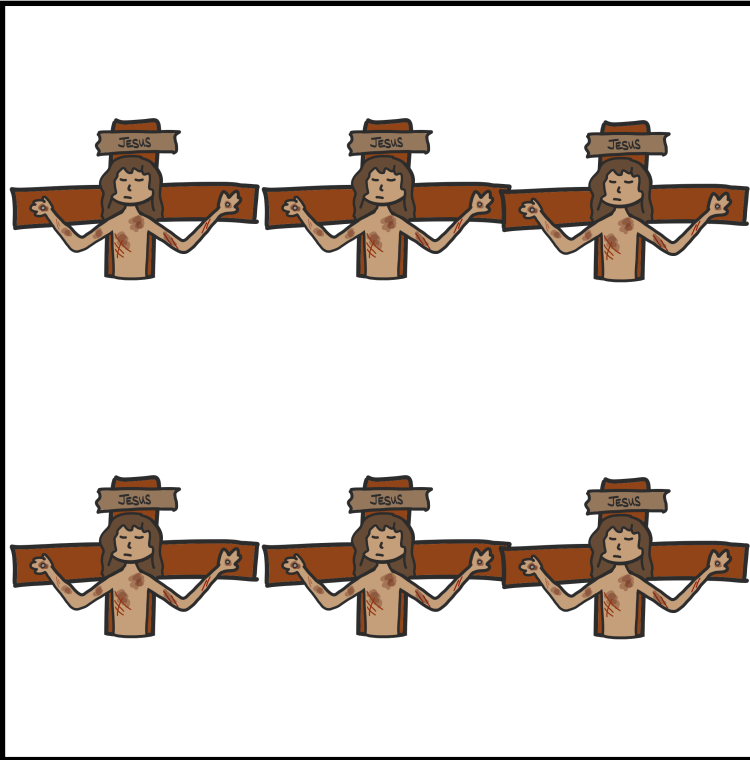













Sort the Sacrifices

YOU'LL NEED...

- Printout of Worksheet #5a
- Printout of Worksheet #5c (onto sticker sheets if possible)
- Bibles

STEPS

1. Look up each of the Bible passages listed on the worksheet.
2. Attach the appropriate sticker on top of the Scripture reference - deciding whether the sacrifice (or offering) example is of a lamb/ram, cow/bull, birds, bread, grain, or Jesus.



Link

The Old Testament is full of examples of how God's people made different offerings and sacrifices to God. But after Jesus, people were free to worship differently - without blood or smoke, but with their whole lives.

Genesis 8:20

1 Samuel 7:9

Hebrews 10:10

Exodus 29:36

1 Samuel 1:25

1 Chronicles 9:31

Leviticus 2:1-2

Genesis 22:13

Ephesians 5:2

Leviticus 1:14-17

Exodus 24:5

Leviticus 7:13

Mark 14:12

Hebrews 10:12-14

Luke 2:22-24


Isaiah 19:21

ANSWERS

Then Noah built an altar to the Lord and, taking all the clean animals and burnt offerings upon the altar. Genesis 8:20



Then Samuel sacrificed a yearling lamb and offered it as a burnt offering to the Lord.




And by that will we have been made holy through the sacrifice of the body of Jesus Christ once for all.




Sacrifice a bull as a sin offering to the Lord.



When the bull had been sacrificed, they brought the blood to Eli....



A Levite named Benaiah, the firstborn of the Korahite, was entrusted with the responsibility for baking the bread. 1 Chronicles 9:31



"When anyone brings a grain offering to the Lord, he is to be of the finest flour. He is to put olive oil on it, put incense on it and take it to Aaron's sons the priests. Leviticus 2:1-2




Abraham looked up and there in a thicket he saw a ram caught by its horns. He went over and took the ram and sacrificed it as a burnt offering instead of his son. Genesis 22:13



And walk in love, as Christ loved us and gave himself up for us, a fragrant offering to God.




"If the offering of a bird is a burnt offering of birds, you shall offer a dove or a young pigeon. Leviticus 1:14-17



Then he sent young men, and they offered burnt offerings and sacrificed young bulls as fellowship offerings to the Lord. Exodus 24:5



Along with the offering of thanksgiving, you shall present an offering with loaves of bread made with yeast. Leviticus 7:13



On the first day of the Festival of Unleavened Bread, when it was customary to eat the Passover lamb, Jesus asked him, "Where do you want us to go and make preparations for you to eat the Passover?" Mark 14:12



But when Christ had offered for all time a single sacrifice for sins, he sat down at the right hand of God, waiting from that time until his enemies should be made a footstool. For by a single offering he has perfected for all time those who are being sanctified. Hebrews 10:12-14














When the time came for the purification rites required by the Law of Moses, Joseph took him to Jerusalem to offer to the Lord, and to offer a sacrifice in keeping with what is said in the Law of the Lord: "a pair of doves or two young pigeons." Luke 2:22-24



So the Lord will make himself known to the Egyptians, and in that day they will acknowledge that I am the Lord. They will worship with sacrifices and grain offerings; they will make vows to the Lord and keep them. Isaiah 19:21





Sacrifices Explained

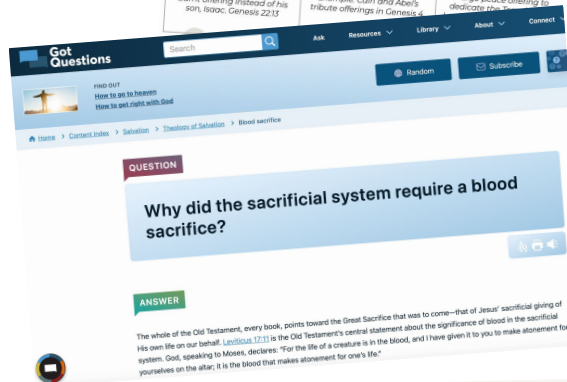
YOU'LL NEED...

- Printout of Worksheet #6
- Bibles

STEPS

1. Read through the following documents:
 - (a) Worksheet #6 - The Sacrificial System of the Old Testament
 - (b) Question and Answer on the topic "[Why did the sacrificial system require a blood sacrifice?](#)"
2. Ask the children what reflections they have on the types of sacrifices and offerings required in the Old Testament. Allow for questions to be asked or comments to be made. Ask them to explain in their own words, why these are no longer required (drawing connection to Jesus being the ultimate sacrificial lamb who has atoned for our sins).

ASCENSION (BURNT or SACRIFICIAL) OFFERING	TRIBUTE (GRAIN) OFFERING	PEACE	PURIFICATION (SIN) OFFERINGS	GUILT (TRESPASS) OFFERING
Refers to the action of burning something, usually an animal sacrifice. This offering is killed, portioned, and turned into smoke on the altar by being burned in its entirety. It goes up (ascends) as smoke to God's nose as an aroma.	Intended to show devotion to God in a physical manner. In the Levitical system this seems to be offered mainly as the grain offering, the fruits of the harvest.	This type of offering was meant to be a meal or feast that worshippers can eat, in front of God. It ultimately symbolized commitment and peace.	Purification Offerings were meant to atone for the sins of the people (their purpose is to make you 'clean' from sin). The blood of the animal was a crucial element.	This was a type of sacrifice that addressed sins involving unintentional wrongdoing against God or others (e.g. missing temple offerings, or sins against neighbors that involved theft, deception, or breaking a vow).
May include: sheep, goat, bull, dove, pigeon.	May include: bread (baked, fried, grilled, or roasted); wheat (baked, fried, grilled, or roasted). Any bread was supposed to be unleavened, seasoned, and unsweetened.	May include: male or female cattle, sheep, goats, or bread.	May consist of a peace offering (either bull, goat, lamb, dove, or even flour for the very poor).	May include: May include: money or silver; or may consist of a peace offering or burnt offering (either cow, sheep, dove, flour, bread, or oil).
Example: Abram offering the ram caught in the bush as a burnt offering instead of his son, Isaac; Genesis 22:13	Example: Cain and Abel's tribute offerings in Genesis 4	Example: Solomon offered a large peace offering to dedicate the temple.	Example: The Leper Jesus healed in Matthew 8:4 was instructed to follow the Mosaic law (Leviticus 14) and present the prescribed offerings for purification.	Example: A wife unfaithful to her husband who provides a guilt offering; Numbers 30:2



Link

After Jesus, people were free to worship differently - without blood or smoke, but with their whole lives.

The Sacrificial System of the Old Testament

ASCENSION (BURNT or SACRIFICIAL) OFFERING	TRIBUTE (GRAIN) OFFERING	PEACE	PURIFICATION (SIN) OFFERINGS	GUILT (TRESPASS) OFFERING
Refers to the action of burning something, usually an animal sacrifice. This offering is killed, portioned, and turned into smoke on the altar by being burned in its entirety. It goes up (ascends) as smoke to God's nose as an aroma.	Intended to show devotion to God in a physical manner. <i>In the Levitical system this seems to be offered mainly as the grain offering, the firstfruits of the harvest.</i>	This type of offering was meant to be a meal or feast that worshippers can eat, in front of God. It ultimately symbolized commitment and peace.	Purification Offerings were meant to atone for the sins of the people (their purpose is to make you 'clean' from sin). The blood of the animal was a crucial element.	This was a type of sacrifice that addressed sins involving unintentional wrongdoing against God or others (e.g., sins against holy things, like misusing temple offerings, or sins against neighbors that involved theft, deception, or breaking a vow).
May include: sheep, goat, bull, dove, pigeon.	May include: bread (baked, fried, grilled, or roasted); wheat (baked, fried, grilled, or roasted). Any bread was supposed to be unleavened, seasoned, and unsweetened.	May include: male or female cattle, sheep, goats, or bread.	May consist of: a peace offering or burnt offering (either bull, goat, lamb, dove, or even flour for the very poor).	May include: money or silver; or may consist of a peace offering or burnt offering (either cow, sheep, dove, flour, bread, or oil).
<i>Example: Abram offering the ram caught in the bush as a burnt offering instead of his son, Isaac. Genesis 22:13</i>	<i>Example: Cain and Abel's tribute offerings in Genesis 4.</i>	<i>Example: Solomon offered a large peace offering to dedicate the Temple of the Lord. This offering consisted of 22,000 cattle and 120,000 sheep and goats. 1 Kings 8:63</i>	<i>Example: The Leper Jesus healed in Matthew 8:4 was instructed to follow the Mosaic law (Leviticus 14) and present the prescribed offerings for purification.</i>	<i>Example: A wife unfaithful to her husband who provides a guilt offering. Numbers 5:12</i>

THIS SUNDAY

7th September

BIBLE FOCUS

Acts 17:16-34

THEME

Worshipped without Blood or Smoke

STEPS

1. Choose one child to be the 'statue'. This person stands at one end of the room with their back to the rest of the group.
2. The rest of the children stand at the opposite side of the room in a long (horizontal) line, facing the statue.
3. Whenever the statue has their back turned, the remaining children can try and walk towards the statue. But as soon as the statue turns around, they must freeze and try not to be caught moving forward. If the statue can identify anyone who has moved, they call out this child's name and that person must go back to the beginning.
4. Continue the round until someone gets close enough to the statue to tag them.

Optional ending: Once tagged, the statue must turn around and chase the rest of the group, trying to catch someone. The first person who is caught becomes the next statue.



Link

The people in Athens worshipped an abundance of different idols and statues. These were all created by people and were not real. But God is real!

YOU'LL NEED...

- Large area

GAME: Musical Freeze

YOU'LL NEED...

- Large area
- Portable musical source

STEPS

1. Explain to the children that whenever the music is playing, they need to dance around and move their whole body.
2. When the music stops however, they must freeze, like a statue.

Option: You can choose to play this as an elimination game, where those who get caught 'moving' then need to sit out. Continue until there is one last person who remains in the game.



Link

The people in Athens worshipped an abundance of different idols and statues. These were all created by people and were not real. But God is real!