



Resource Pack

Children's ministry resources & activities for groups & families exploring this week's theme.

stbartskids.org



WEEK 3

Joy - Good News of Great Joy

Advent / Luke 1:39-55

OVERVIEW

GATHER

READ

CHAT

DO

PRAY

Joy

Luke 1:39-56



HOW TO USE THIS RESOURCE

This resource has been written and produced by St Bart's Kids and we're delighted to be able to share this curriculum with you. We pray that it would be an amazing tool to aid teaching and learning occurring either at home or within your children's ministry setting.

This package connects with our series on **Advent**. The items within this package all pertain to **one session**.

The tabs on this document will help guide the main sections that should be incorporated within a session. Within each section you will find modifications for different age/learning levels - look for the tags Early Childhood, Lower Primary, Middle Primary, and Upper Primary.

All of the items within
If you have any questions or would like to know more about St Bart's Kids resources, please contact
hello@stbartskids.org

TIMING

Check-In	from...	9:00am
Gathered Worship (Auditorium) (Including Kids Talk)		10mins
SBK Program Begins		
Welcome and Teaching		10mins
Game (Kindy - Year 6 only)		15mins
Small Groups/Activities		30mins
Recap and Worship		10mins
Check-out		

MATERIALS

- ☐ Dress up - Angel dresses, halos, wings, etc
- ☐ Baby Dolls
- ☐ Prams
- ☐ High Chairs
- ☐ Doll Clothes
- ☐ Hula Hoops
- ☐ Set of Emotions faces
- ☐ Sourced from homeschoolgiveaways
- ☐ Printout of Worksheet #1
- ☐ Scissors
- ☐ Chopsticks
- ☐ Stickytape
- ☐ Table
- ☐ Tablecloth
- ☐ Music and speakers
- ☐ Hand bells (or similar)
- ☐ Air drying clay (we used this type from Officeworks)
- ☐ Rolling pins
- ☐ Skewers
- ☐ String
- ☐ Paint (poster paint)
- ☐ Small paint brushes
- ☐ Paper
- ☐ Clipboards
- ☐ Pencils
- ☐ Copies of Advent Memory Grid master sheets (2 of each) - Worksheet #2
- ☐ Printout of Jesus Bingo game boards (1 of each)
- ☐ Printout of Bingo calling cards
- ☐ Markers (enough for 30 per player)
- ☐ Rope (or chalk or other similar line marking on floor)

ADDITIONAL INFO

This resource is the third in a four week series on Advent.

SESSION OUTLINE

THIS SUNDAY

14th December 2025

BIBLE FOCUS

Luke 1:39-55

THEME

Joy - Good News of Great Joy

WEEK

3

OVERVIEW

GATHER

READ

CHAT

DO

PRAY

THIS WEEK'S FOCUS

Mary celebrated because God chose her to help bring his Son into the world. She sang with joy, thanking God for his kindness, power, and love.

SERIES OVERVIEW

Advent

From the earliest of Christian times, advent has been a season of waiting in eager anticipation of Christ's return. In fact, the traditional church calendar doesn't begin on January 1, but with the first Sunday of advent: we begin our Christian year in waiting! Not with "...the merriment of Christmas or the triumph of Easter. We do not begin with the work of the church or the mandate of the Great Commission. Instead, we begin in a place of yearning." We wait with eyes and hearts ready to receive our King, but also looking back, rejoicing in God's faithfulness in coming to us throughout human history. Advent reminds us that we're invited into a relationship with the living God, who comes in Scripture's story, who came in person, as promised, and will come in glory.

MULTIMEDIA

1. [SBK Kids Talk](#)
2. [Mary visits Elizabeth \(Superbook\)](#)

ADDITIONAL RESOURCES

Here are some resources we recommend for helping teach the Gospel to kids.

1. [Seeds Kids Worship - Mary's Song](#)

SONGS

EARLY CHILDHOOD

1. [Peace Joy Love \(VBS Jungle Journey\)](#)
2. [Everyone Praise the Lord \(Early Childhood\)](#)
3. [Celebrate \(LifeKids\)](#)

SONGS

PRIMARY

1. [Peace Joy Love \(VBS Jungle Journey\)](#)
2. [Praise \(Elevation Worship\)](#)
3. [Million Reasons](#)



FOCUS

Mary celebrated because God chose her to help bring his Son into the world. She sang with joy, thanking God for his kindness, power, and love.

WARM-UPS

- ☐ What is your favourite song?
- ☐ What is your favourite worship song?

TEACHING TIME

Joy - Good News of Great Joy

Have you ever broken out in song? Maybe because you are happy? Maybe because you are so excited? Maybe because you are feeling silly? Maybe because you were feeling sad?

In today's passage (Luke 1:39-56), we hear of how Mary visits her cousin Elizabeth when she is pregnant. It is when Mary arrives, that Elizabeth realises the importance of the baby Mary is carrying - Elizabeth knows that it is the Saviour!

Mary's reaction to this confirmation is what we hear in verses 46-55, and it is a song (which has come to be known as the Magnificat). Mary sings this song as a song of praise to God. She praises God for being faithful, mighty and for showing kindness to her.

As we read the words, we hear how Mary didn't think she was important, or talented, or perhaps even worthy of the task of being the mother of the Messiah. And yet she also knew that God still chose her and in her obedience to God, she humbly accepts the task set before her.

Mary acknowledges God's greatness and of his love for her and indeed for the whole world.

In her song, Mary continually points away from herself and to God. Mary not only wants to praise God but wants others to know how great God is as well, for generations to come!

Mary is filled with Joy because the baby she will have will bring Good News - not only to her - but to all people. Good News of Great Joy!

Watch multimedia.

APPLICATION QUESTIONS

1. Early Childhood

What is your favourite Christmas song?

2. Lower Primary

Can you think of some good things to thank God for?

3. Middle Primary


How do you best show praise to God?

4. Upper Primary

Can you think of a time when you were chosen for a special task? Did you use this time to boast about yourself, or to give all the glory to God?

Early Childhood

Joy - Good News of Great Joy



Mary was pregnant.



Mary went to visit her cousin, Elizabeth. Elizabeth was also pregnant.

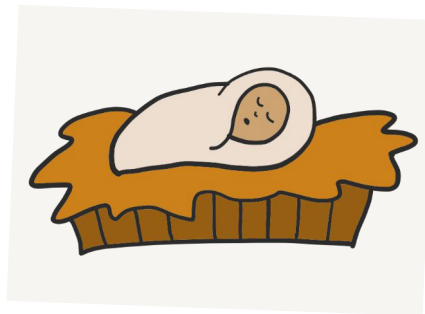


When Elizabeth saw Mary, her baby jumped in her tummy.

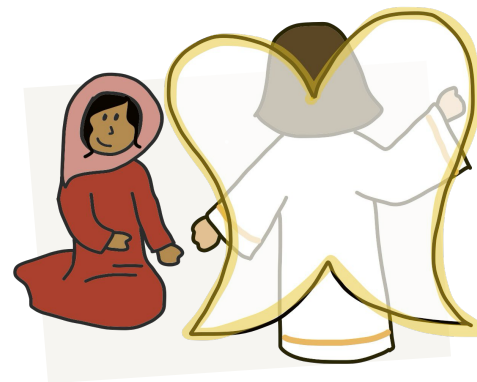
Early Childhood



Elizabeth told Mary that God had chosen her to do a special job.



Elizabeth knew that Mary was going to be the mother of God's Son.



An Angel had told Mary all that would happen.

Early Childhood



Mary was so happy. She sang praises to God.




Mary knew God had done great things. Mary knew God was very powerful and strong. Mary knew God was good.



Mary stayed with Elizabeth for a few months. Then she went home.

Joy - Good News of Great Joy




Ch 1 vs39-40 When Mary was waiting for her baby to be born, she went to visit her cousin, Elizabeth.



41 When Elizabeth said hello, she felt her baby kick inside her.

Lower Primary



42-43 Then she said to Mary, 'God has been good and kind to you. 43 You are the mother of my Lord.'



44-45 The Lord has told you what will happen. And you believed what he told you. Because of that, God has made you a happy person.'

Lower Primary



46-47 Then Mary said: "I'm so happy because God has been good to me. I thank God because he is the one who saves me."

Blessed

48-49 Even though I'm not an important person God has been kind to me. Yes, God has done great things for me. He is very powerful and strong. He is good in every way.

Lower Primary




50-54 He is kind to people who respect and obey him. He has come to help his people as he promised to Abraham.



55-56 Mary stayed with Elizabeth for about three months. Then she returned home.

Middle Primary

Joy - Good News of Great Joy



Ch1 vs39 When Mary was pregnant, she went to visit her cousin, Elizabeth who lived in the country



22 When Elizabeth said hello, she felt her baby kick inside her and she was filled with the Holy Spirit.



23 Then she said to Mary, "God has been good and kind to you, more than to other women. You are the mother of my Lord.

Middle Primary



44-45 The Lord has told you what will happen. And you believed what he told you. Because of that, God has made you a happy person.”



46-47 Then Mary said: ‘I’m so happy I want to praise God and say, “Lord, how good and great you are!” I thank God because he is the one who saves me.


Blessed

48-49 Even though I’m not an important person God has been kind to me. From now on, all people will say that God has made me happy. Yes, God has done great things for me.

Middle Primary



49-51 He is very powerful and strong. He is good in every way. He is always kind to people who respect and obey him. He has shown how strong he is to do great things.



52-55 He has fed the hungry. He has remembered to help his people, Israel. He made a promise to Abraham and to our other ancestors. Now he has done what he promised.'



56 Mary stayed with Elizabeth for about three months. Then she returned home.

FOCUS

Mary celebrated because God chose her to help bring his Son into the world. She sang with joy, thanking God for his kindness, power, and love.

Early Childhood

PRAYER

Dear God,
Thank you for sending Jesus.
Thank you for the Good News he brings.
You are so kind and so strong and you love us.
Help us be filled with joy and say "thank You" like Mary did.
Amen.

DISCUSSION QUESTIONS

[View SBK ebook Joy](#)

- What are the things that make you excited?**
- Who are the two women in the story? Why are they filled with such joy?**
Mary and Elizabeth (who are cousins) are both going to have babies.
- What is special about Mary's baby?**
He is Jesus (Son of God/Messiah/Lord).
- How does Mary show that she is happy?**
By praising God and thanking Him.
- Pray as a group, inviting each child to tell one thing they are thankful for.**

At that time Mary got ready and hurried to a town in the hill country of Judea, where she entered Zechariah's home and greeted Elizabeth. When Elizabeth heard Mary's greeting, the baby leaped in her womb, and Elizabeth was filled with the Holy Spirit. Luke 1:39-41

FOCUS

Mary celebrated because God chose her to help bring his Son into the world. She sang with joy, thanking God for his kindness, power, and love.

Lower Primary

PRAYER

Dear God,

Thank you for choosing Mary to help bring Jesus into the world.

Thank you for her joyful song that reminds us how kind and powerful and loving you are.

Please help us celebrate Jesus with the same joy Mary had.

Fill our hearts with thankfulness for all you have done.

Amen.

DISCUSSION QUESTIONS

Read Luke 1:39-56 from SBK Lower Primary Scripture

1. **What are the things that make you excited? How would the people around you know that you are excited?**

2. **Who are the two women in the story? Why are they excited?**

Mary and Elizabeth (who are cousins) are both going to have babies.

3. **What is special about Mary's baby?**

He is Jesus (Son of God/Messiah/Lord).

4. **Why does Elizabeth say that Mary is a happy person? v44-45**

Because she believed what God had told her. (You could remind children that God had sent an angel to tell Mary that her baby would be Jesus.)

5. **How does Mary show that she is happy?**

By praising God and thanking Him.

At that time Mary got ready and hurried to a town in the hill country of Judea, where she entered Zechariah's home and greeted Elizabeth. When Elizabeth heard Mary's greeting, the baby leaped in her womb, and Elizabeth was filled with the Holy Spirit. Luke 1:39-41

6. **Read Mary's song (v46-55)**

What are all the things that Mary praised God for?

- God is the one who saves her
- God has been kind to Mary even though she's not an important person
- God is powerful and strong
- God is good in every way
- God is always kind to people who respect and obey Him
- God remembers to help his people Israel
- God kept his promise to Abraham

7. **Choose a couple of these points of praise and ask the children when they have read about them in the bible.**

For example, *God is powerful* when he created the earth. *God fed the hungry* when Jesus fed 5000 people....

8. **Can you think about times when God has shown his goodness or his power or his kindness or when he has kept his promises for you?**

Just like Mary, we are just ordinary people, but God sees us. Invite the children to share.

9. **Pray as a group, inviting each child to tell one thing they are thankful for.**

FOCUS

Mary celebrated because God chose her to help bring his Son into the world. She sang with joy, thanking God for his kindness, power, and love.

Middle Primary

PRAYER

Dear God,
Thank you for choosing Mary to help bring Jesus into the world.
Thank you for her joyful song that reminds us how kind and powerful and loving you are.
Please help us celebrate Jesus with the same joy Mary had.
Fill our hearts with thankfulness for all you have done.
Amen.

DISCUSSION QUESTIONS

Read Luke 1: 39-56 from SBK Middle Primary Scripture

- What are the things that make you excited? How would the people around you know that you are excited?**
- Who are the two women in the story? Why are they excited?**
Mary and Elizabeth (who are cousins) are both going to have babies. Elizabeth - through the Holy Spirit - recognised that Mary's baby is 'the Lord'.
- What are other names that we give to Mary's baby?**
Jesus, Son of God, Messiah
- Why does Elizabeth say that Mary is a happy person? v44-45**
Because she believed what God had told her. (You could remind children that God had sent an angel to tell Mary that her baby would be Jesus.)
- How does Mary express how happy she is?**
By praising God and thanking Him.

At that time Mary got ready and hurried to a town in the hill country of Judea, where she entered Zechariah's home and greeted Elizabeth. When Elizabeth heard Mary's greeting, the baby leaped in her womb, and Elizabeth was filled with the Holy Spirit. Luke 1:39-41

6. Read Mary's song (v46-55)

What are all the things that Mary praised God for?

- God is the one who saves her
- God has been kind to Mary even though she's not an important person
- God is powerful and strong
- God is good in every way
- God is always kind to people who respect and obey Him
- God helps his people as he promised to Abraham.

7. Ask the children when they have read about God's power and strength in the bible.

For example, *God is powerful* when he created the earth.

8. Ask the children when they have read about God's kindness in the bible.

For example, *God is kind* when he heals people.

9. Can you think about times when God has shown his power or his kindness to you?

Just like Mary, we are just ordinary people, but God sees us. Invite the children to share.

10. Pray as a group, inviting each child to contribute one or more praise/thanksgiving points.

FOCUS

Mary celebrated because God chose her to help bring his Son into the world. She sang with joy, thanking God for his kindness, power, and love.

Upper Primary

PRAYER

Dear God,

Thank you for choosing Mary to help bring Jesus into the world.

Thank you for her joyful song that reminds us how kind and powerful and loving you are.

Please help us celebrate Jesus with the same joy Mary had.

Fill our hearts with thankfulness for all you have done.

Amen.

DISCUSSION QUESTIONS

Read Luke 1: 39-56 from NIRV Bible

1. **What are the things that make you excited? How do you often express your excitement?**

2. **Read Vs 39-45. Why are Mary and Elizabeth excited?**
The cousins are both going to have babies. Elizabeth - through the Holy Spirit - recognised that Mary's baby is 'the Lord'.

3. **What are other names that we give to Mary's baby?**
Jesus, Son of God, Messiah

4. **Why does Elizabeth say that Mary is *blessed*?**
Because she believed what God had told her. (You could remind children that God had sent an angel to tell Mary that her baby would be Jesus.)

5. **How does Mary express how happy she is?**
By praising God and thanking Him through a song.

At that time Mary got ready and hurried to a town in the hill country of Judea, where she entered Zechariah's home and greeted Elizabeth. When Elizabeth heard Mary's greeting, the baby leaped in her womb, and Elizabeth was filled with the Holy Spirit. Luke 1:39-41

6. **Read Mary's song (v46-55)**

What are all the things that Mary praised God for?

- God is her saviour
- God has taken note of Mary even though she's not considered important.
- God is powerful and strong
- He scatters the proud
- God is good in every way
- God shows mercy to people who respect Him
- God helps his people as he promised to Abraham.

7. **How does Mary's song highlight that the *unimportant* people are seen by God? What does God notice?**

The people who respect Him. So God does not show favour even to wealthy or powerful people if they do not respect Him.

8. **Ask the children when they have read about God noticing unimportant people in the bible?**

For example, the boy with his lunch, the servant girl of Naaman's wife, Hannah...

9. **Even though we're not important people, God loves to hear our praise and thanks. What would you like to praise God for (especially as the year comes to an end)?** Pray as seems appropriate - the leader might pray for the group.

FOCUS

Mary celebrated because God chose her to help bring his Son into the world. She sang with joy, thanking God for his kindness, power, and love.

EARLY CHILDHOOD

Dear God,

Thank you for sending Jesus.

Thank you for the Good News he brings.

You are so kind and so strong and you love us.

Help us be filled with joy and say "thank You" like Mary did.

Amen.

SUNDAY SCHOOL

Dear God,

Thank you for choosing Mary to help bring Jesus into the world.

Thank you for her joyful song that reminds us how kind and powerful and loving you are.

Please help us celebrate Jesus with the same joy Mary had.

Fill our hearts with thankfulness for all you have done.

Amen.

TIPS

Why not try singing your prayers to God.

Early Childhood

Dear God,

Thank you for sending Jesus.

Thank you for the Good News he brings.

You are so kind and so strong and you love us.

Help us be filled with joy and say “thank You” like Mary did.

Amen.

Sunday School

Dear God,

Thank you for choosing Mary to help bring Jesus into the world.

Thank you for her joyful song that reminds us how kind and powerful and loving you are.

Please help us celebrate Jesus with the same joy Mary had.

Fill our hearts with thankfulness for all you have done.

Amen.

FOCUS

Mary celebrated because God chose her to help bring his Son into the world. She sang with joy, thanking God for his kindness, power, and love.

In this section, you'll find activities for Early Childhood and Primary School aged kids. There's a range of crafts, activities and games suitable for both individuals and groups.

EARLY CHILDHOOD

- Dress ups - Angels
- Baby Doll Role Play
- Jumping for Joy
- Nativity Play & Stories
- Memory Game: Emotion cards (Kindy)
- Puppet Show (Kindy)

SUNDAY SCHOOL

- Make your own 'Joy' Decoration (P-6)
- Optional:*
- Memory Grid (P-6)
 - Jesus Bingo (P-6)

GAMES

- Musical Bell Freeze (Kindy)
- Jesus/John (Pond/Bank) (Prep-Yr 6)

Dress ups - Angels

YOU'LL NEED...

- Dress up - Angel dresses, halos, wings, etc

STEPS

1. Bring out the Angel dress ups.
2. Talk about how an Angel visited Mary to tell her she was going to have a baby and she would call him Jesus.
3. Have the children enjoy dressing up as Angels with the dresses, halos and wings.



Link

An Angel visited Mary to tell her she was going to have a baby and she would call him Jesus.

Baby Doll Role Play

YOU'LL NEED...

- Baby Dolls
- Prams
- High Chairs
- Doll Clothes

STEPS

1. Bring out the baby dolls, prams, high chairs, dolls clothes, etc. Talk about babies and who might have a baby brother or sister in their family.
2. Have the children play with the dolls and their accessories.



Link

Mary and Elizabeth were both pregnant and both women knew that their babies were very special.

Jumping for Joy

YOU'LL NEED...

- Hula Hoops

STEPS

1. Encourage the children to try and show you how they can 'jump'.
2. Get some hula hoops and place them on the ground. Have the children practise trying to jump in the hoop and then practise jumping out of the hoop.



Link

The baby in Elizabeth's tummy jumped for joy when Elizabeth saw Mary.

Nativity Play & Stories

YOU'LL NEED...

- Different types of Nativity scenes. Eg wooden, little people, puppets.
- A collection of different Christmas picture books or children's Bibles

STEPS

1. Let the children play with the Nativity toys.
2. Talk them through the Christmas story.
3. After gather the children and read to them a selection of Christmas books.



Link

An Angel visited Mary to tell her she was going to have a baby and she would call him Jesus.

Memory Game: Emotion Cards

YOU'LL NEED...

- Set of Emotions faces
Sourced from [homeschoolgiveaways](https://homeschoolgiveaways.com)

STEPS

1. Show the children each of the emotion cards, one at a time, asking what each emotion is called.
2. Next, place ALL the cards face down and play a traditional game of memory, trying to find the matching pairs of emotions. Each player turns two cards over to try and match a pair. If a pair isn't made the pieces are turned back over for the next player has a turn. If the pair is a match the player who made the match has another turn. The player with the most pairs at the end, wins the game of memory.



Link

The baby in Elizabeth's tummy jumped for joy when Elizabeth saw Mary. Mary was so happy. She sang praises to God.

Puppet Show

YOU'LL NEED...


- Printout of Worksheet #1
- Scissors
- Chopsticks
- Stickytape
- Table
- Tablecloth

STEPS

1. Cut out the characters from Worksheet #1 and attach them to chopsticks using stickytape.
2. Designate roles for the children to play. *(Depending on the number of children in your group, they can either take turns or buddy-up together).*
3. Retell the story - using the scripture passage printout for this week. Read each section slowly and when it gets to particular characters, get these children to interact with each other using their puppet sticks.
4. To help make this a real puppet show, set up a table with cloth over the top and one side and have the children bob down on the other side. Rehearse and perform the show for other groups.

[Link](#)

This activity allows the children to retell the story from today's Bible passage.









Make your own JOY Decoration

YOU'LL NEED...

- Air drying clay ([we used this type from Officeworks](#))
- Rolling pins
- Skewers
- String
- Paint (poster paint)
- Small paint brushes

STEPS

1. Each child is to receive a small blob of air drying clay (approx 50c ball).
2. Using small rolling pins, roll out the clay to approx 0.5cm thickness. Then use a cookie cutter (or scone cutter) to cut out a bauble shape.
3. Using a skewer, create a hole at the top of the bauble. Ensure it is large enough for a piece of string to go through.
4. Using skewers (or other clay moulding tools), have the children write the word JOY on the bauble and decorate with simple patterns.
5. Using poster paint and thin brushes, add colour to the decoration.
6. Once dry, attach a piece of string/ribbon onto the bauble hang up for display.



Link

When Mary visited Elizabeth, the baby inside Elizabeth leaped for joy. Christmas decorations are a great way to display reminders of the hope, peace, love, and joy we have in Jesus.

Song Writing

YOU'LL NEED...

- Paper
- Clipboards
- Pencils

STEPS

1. As a group, try and write a song, poem, or letter of praise to God. Get the children to study Mary's words and then have a go at writing their own version of a song of praise that talks of the joy we can find in Jesus - Good News of GREAT JOY!
2. Get the children to think of special words and phrases to include in the song and record these down. Perhaps come up with some hand actions to go with it as well! Encourage them to think of words of praise showing God's faithfulness both past and future.

Option: Children may like to try and complete this task in pairs or triplets. Some may like to try and even put it to music; others may like to just write the lyrics.



Link

The donkey was a key character in today's story. God spoke through a Donkey to try and get Balaam's attention.

STEPS

1. Pre-print and cut up the images from the Memory Grid sheets.
2. Shuffle the cards well and then lay them facedown in a grid formation.
3. Players take turns to flip over 2 cards, revealing the pictures. If they are a match, they keep those cards and have another bonus turn. If they are NOT a match, they flip them back over (face-down). The next player then has their turn.
4. Repeat until all pairs of cards have been found. The winner is the person with the most pairs.



Link

All of the images used for this game correspond to Bible readings used within this Advent series.

Memory Grid

YOU'LL NEED...

- Copies of Advent Memory Grid master sheets (2 of each) - Worksheet #2

A light beige rectangular header with a faint grid pattern, partially overlapping a larger grid background.

WORKSHEET 2

The printable ADVENT MEMORY GRID sheets can be found on the next page.



Jesus Bingo

YOU'LL NEED...

- Printout of Jesus Bingo game boards (1 of each) - worksheet #3
- Printout of Bingo calling cards
- Markers (enough for 30 per player)

THIS SUNDAY

14th December 2025

BIBLE FOCUS

Luke 1:39-55

THEME

Joy - Good News of Great Joy

STEPS

1. Each player is to receive a different game board.
2. The caller selects one of the calling cards and reads out what picture is on the card.
3. All players who have that picture on their game board must place a counter where that picture is.
4. Continue calling out the cards until someone has 5 pictures/counters in a row (could be horizontal, vertical, or diagonal).


[Link](#)

Jesus is the Son of God, Prince of Peace, Healer, Ruler, King of Kings, Saviour, and Messiah. All the titles and key things about Jesus are included as part of this Bingo game.

The printable JESUS BINGO sheets can be found on the following pages.

GAME: Musical Bell Freeze

YOU'LL NEED...

- Music and speakers
- Hand bells (or similar)

THIS SUNDAY

14th December 2025

BIBLE FOCUS

Luke 1:39-55

THEME

Joy - Good News of Great Joy

WEEK

3

STEPS

1. Each child is to have a set of bells to hold for this game. Play music and have the children move and dance around while the music plays, so that their bells' make a joyful noise'.
2. When the music stops, they are to freeze. If they move and their bells make a noise, they are out.



Link

The baby in Elizabeth's tummy jumped for joy when Elizabeth saw Mary. We can be quiet and still or noisy and bouncy when we praise God!

GAME: Jesus/John (Pond/Bank)

YOU'LL NEED...

- Rope (or chalk or other similar line marking on floor)

THIS SUNDAY

14th December 2025

BIBLE FOCUS

Luke 1:39-55

THEME

Joy - Good News of Great Joy

WEEK

3

STEPS

1. Children line up on one side of the line. Call this JESUS.
2. Then ask them to jump over to the other side of the line. Call this JOHN.
3. Explain the rules, that the leader will call out the words - either Jesus or John and the children are to jump on the appropriate side of the line.
4. Players are to try and not get tricked and jump on the wrong side, nor to be the last one jumping to the right spot.



Link

The baby in Elizabeth's tummy jumped for joy when Elizabeth saw Mary.