



Resource Pack

Children's ministry resources & activities for groups & families exploring this week's theme.

stbartskids.org



WEEK 1

Together in Christ

Together / Ephesians 1:3-14

OVERVIEW

GATHER

READ

CHAT

DO

PRAY



together

a four-week study in Ephesians

st bart's

Together in Christ

Ephesians 1:3-14



HOW TO USE THIS RESOURCE

This resource has been written and produced by St Bart's Kids and we're delighted to be able to share this curriculum with you. We pray that it would be an amazing tool to aid teaching and learning occurring either at home or within your children's ministry setting.

This package is part of a series based on **Being in Christ, Together**. The items within this package all pertain to **one session**.

The tabs on this document will help guide the main sections that should be incorporated within a session. Within each section you will find modifications for different age/learning levels - look for the tags Early Childhood, Lower Primary, Middle Primary, and Upper Primary.

All of the items within
If you have any questions or would like to know more about St Bart's Kids resources, please contact hello@stbartskids.org

TIMING

Welcome and play 15mins

Teaching Time (includes morning tea for Early Childhood) 15mins

Game (Kindy - Year 6 only) 10mins

Small Groups/Activities 20mins

Worship 10mins

Check-out

MATERIALS

- ☐ Alphabet Foam Stickers
- ☐ Printout Worksheet #1
- ☐ Paper chain people or cut outs
- ☐ Coloured pens, pencils or crayons
- ☐ Magazines
- ☐ Scissors
- ☐ Glue
- ☐ Poster paper
- ☐ Marker
- ☐ Dolls House
- ☐ Dolls/figurines
- ☐ Printout Worksheet #2
- ☐ Coloured Pencils
- ☐ Clipboards if needed
- ☐ Set of Memory Game Cards (Feelings and Emotions), or similar. Sourced from [Modern Teaching Aids](#)
- ☐ Ipad or computer with internet access
- ☐ Printouts of large letters that spell 'God's Family'.
- ☐ Coloured pens/felt pens
- ☐ Electronic device/camera
- ☐ Printer or polaroid device
- ☐ Printout of Worksheet #3 (onto slightly thicker card is best)
- ☐ Scissors
- ☐ Printout of Worksheet #4 (large fingerprint)
- ☐ Bibles
- ☐ Coloured pens
- ☐ Printable character profiles (Worksheet #5)
- ☐ Scissors

ADDITIONAL INFO

This resource is the first in a four week series based on Being in Christ, TOGETHER.

SESSION OUTLINE

SERIES

Together

BIBLE FOCUS

Ephesians 1:3-14

TOPIC

Together in Christ

WEEK

1

OVERVIEW

GATHER

READ

CHAT

DO

PRAY

THIS WEEK'S FOCUS

God has chosen us to be a part of his big family. Through Jesus, we have been saved and made brothers and sisters in Christ.

SERIES OVERVIEW

In this series, we'll learn that God never meant for us to follow Jesus alone. Because of his great love, Jesus brings us together - to himself, to each other, to his mission, and one day to his forever home.

Each week we'll discover how God's family grows stronger when we love, help, and follow Jesus together.

MULTIMEDIA

1. [SBK Kids Talk](#)
2. [We have been Adopted \(Pursue God Kids\)](#)

ADDITIONAL RESOURCES

Here are some resources we recommend for helping teach the Gospel to kids.

1. [God's Story: Books of the Bible - Ephesians](#)
2. [Ephesians Family: Kids Episode 1](#)
3. [Ephesians Family: Kids Episode 2](#)

SONGS

EARLY CHILDHOOD

1. [Big Family of God \(worship for everyone\)](#)
2. [I'm Adopted \(Slugs & Bugs\)](#)
3. [Made for this \(Group Publishing\)](#)

SONGS

PRIMARY

1. [Big Family of God \(worship for everyone\)](#)
2. [I'm Adopted \(Slugs & Bugs\)](#)
3. [Made for this \(Group Publishing\)](#)



TEAM INFO

Check In Jo Chan Smith
Amelia Lowe

Early Childhood
Room Leader Hannah Le Dilly
Parent's Room -
Crèche Jess Jolly
Anne Strachan
Kindy Sarah Fairley
Mary Lean

Sunday School
Room Leader Lucy Norman
Prep Bettrys Lowe
Year 1 Felix Smith
Year 2 Elouise Goh
Year 3 Kevin Smith
Year 4 Lyndell Cuff
Year 5 Bec Norman
Year 6 Darran Holder
Sound/Data Kevin Smith

CHARGE Youth
Team Catherine Hock

TIMING

Settling In/Structured Play **9:20am**
Welcome **9:35am**
Song **9:37am**
Teaching Time **9:40am**
(including Kids Talk and multimedia)
Game **9:55am**
Small Groups **10:10am**
Small Group Activities **10:20am**
Worship **10:35am**
Check-out **10:45am**

MATERIALS

- Alphabet Foam Stickers
- Printout Worksheet #1
- Paper chain people or cut outs
- Coloured pens, pencils or crayons
- Magazines
- Scissors
- Glue
- Poster paper
- Marker
- Dolls House
- Dolls/figurines
- Printout Worksheet #2
- Coloured Pencils
- Clipboards if needed
- Set of Memory Game Cards (Feelings and Emotions), or similar. Sourced from [Modern Teaching Aids](#)

ADDITIONAL INFO

NEW CHANGES to Lord's Supper for those in Years 5+6: Beginning in 2026, on the first Sunday of each month, Year 5 and 6 small group leaders will take their groups back into the auditorium during the song after the sermon so that they can sit with their parents and participate in the Lord's Supper. We will run through logistics in team briefing.

Up Day: Today is 'up day where children will move 'up' to their new school year levels for 2026. We will also officially welcome our new preppies (2025 Kindy kids) into the Sunday School space.

Lord's Supper this week.

Estimated time of check-out: 10:45am

TEAM INFO

Check In Jo Chan Smith
Amelia Lowe

Early Childhood

Room Leader Hannah Le Dilly
Parent's Room -
Crèche Jess Jolly
Anne Strachan
Kindy Sarah Fairley
Mary Lean

Sunday School

Room Leader Lucy Norman
Prep Bettrys Lowe
Year 1 Felix Smith
Year 2 Elouise Goh
Year 3 Kevin Smith
Year 4 Lyndell Cuff
Year 5 Bec Norman
Year 6 Darran Holder
Sound/Data Kevin Smith

CHARGE Youth

Team Catherine Hock

TIMING

Settling In/Structured Play **9:20am**

Teaching Time **9:45am**

(including Kids Talk and
multimedia. Incorporates
morning tea time for Crèche
& Preschool)

Small Group and Game **9:55am**

(Kindy) **10:10am**

Activities **10:30am**

Worship **10:45am**

Check-out

MATERIALS

- Ipad or computer with internet access
- Printouts of large letters that spell 'God's Family'.
- Coloured pens/felt pens
- Electronic device/camera
- Printer or polaroid device
- Printout of Worksheet #3 (onto slightly thicker card is best)
- Scissors
- Printout of Worksheet #4 (large fingerprint)
- Bibles
- Coloured pens
- Printable character profiles (Worksheet #5)
- Scissors

ADDITIONAL INFO

NEW CHANGES to Lord's Supper for those in Years 5+6: Beginning in 2026, on the first Sunday of each month, Year 5 and 6 small group leaders will take their groups back into the auditorium during the song after the sermon so that they can sit with their parents and participate in the Lord's Supper. We will run through logistics in team briefing.

Up Day: Today is 'up day where children will move 'up' to their new school year levels for 2026. We will also officially welcome our new preppies (2025 Kindy kids) into the Sunday School space.

Lord's Supper this week.

Estimated time of check-out: 10:45am

FOCUS

God has chosen us to be a part of his big family. Through Jesus, we have been saved and made brothers and sisters in Christ.

WARM-UPS

- ☐ How big - or small - is your family?
- ☐ What do you think makes family, 'family'?

TEACHING TIME

Together in Christ

We don't know much about the apostle Paul's family: the Bible doesn't mention a wife or any brothers or sisters. But he wrote lots of letters to different churches - and he often called the people in those churches his 'brothers and sisters'. Can you think why he might have done that? When he writes to the people in the church in Ephesus (where he lived for 2 years), he knows that some are Jews who have trusted in Jesus - but others are people who had been worshipping other gods and even the emperor, before they trusted in Jesus. But they were all brothers and sisters in God's family!

And Paul tells them something that we might think is surprising!. That God had chosen them to be a part of **his** family before they were born - even before the world was made!

How had God chosen them? He had planned that everyone who had trusted that Jesus died for our sins, and asked for God's forgiveness, would be part of God's family.

It doesn't matter what country we live in, or how good we are at school or sport, or what we look like. What matters is that if you trust Jesus, then you've been adopted into his family before the world began. You belong to his forever family where God is your forever Father and Jesus is your forever brother.

So now, you not only have your family here on earth - and they're very special. But you can also be part of God's family that lasts forever! That family will never end - they will always be your family. And it's all because of God's amazing love and grace.

With God's family, no matter how different we are, we are a family.

Look around at your forever family! Yes you all look different, some of us speak in different accents, we've all experienced different things, we're different ages,....but your church family is God's family and it is a forever family, because of Jesus.

APPLICATION QUESTIONS

1. Early Childhood

Who is in your family?

2. Lower Primary

How can you be part of two families??

3. Middle Primary

Why did God choose you to be a part of his forever family?

4. Upper Primary

How does it make you feel to know that you have been adopted into God's family?

ROOM LEADER NOTES

SERIES

BIBLE FOCUS

TOPIC

WEEK

1

OVERVIEW

GATHER

READ

CHAT

DO

PRAY

Our Mission: Making and maturing disciples of Jesus Christ, for God's glory.

SBK Purpose : to love, nurture, and disciple children and their families as followers of Jesus.

FOCUS

God has chosen us to be a part of his big family. Through Jesus, we have been saved and made brothers and sisters in Christ.

Key message:

Team Briefing - notices, upcoming events, focus for kids/families, resources.

1. _____

2. _____

3. _____

4. _____


New Children/Families this month:

New Team this month:




Early Childhood

Together in Christ



The Apostle Paul wrote a letter.



He sent it to God's people in Ephesus.



It said:
“May God give you grace
and peace.”


Early Childhood



Give praise to God. He has blessed you with many things.




Before he created the world, God chose you to belong to him.



God loves you so much, that he adopted you as his children.

Early Childhood



God sent his son Jesus, to die on the cross and forgive your sins.



Because of this, you have been set free! This is called grace.

Together in Christ




3 Give praise to the God and Father of our Lord. He has blessed us with every spiritual blessings.



4-5 Before he created the world, God chose us to belong to him. He loved us, so he decided long ago to adopt us as his children.

Lower Primary



6-7 God freely gave us his grace because of what Jesus Christ has done. We have been set free because Jesus bled, died, and forgave our sins




8 We have been set free because God's grace is so rich.

Lower Primary




9-10 God showed us the beginning of his great rescue plan, through Christ. Then, when the timing is perfect, he will bring all things in heaven and on earth together.



11-12 God chose you to be part of his family and when you put your hope in Jesus, you get to show everyone how amazing God is.

Lower Primary



13-14 When you believed, God gave his Holy Spirit, to mark you as his own, and remind you of the eternal treasures waiting in heaven.

Middle Primary




3 Give praise to the God and Father of our Lord Jesus Christ. He has blessed us with every spiritual blessing.

Together in Christ



4-5 God chose us to belong to him before the world was created. He loved us and decided to adopt us as his children. He did it because of what Jesus Christ has done.




6-7 God gave us his grace because of what Jesus did on the cross he bled and died so that our sins could be forgiven. We have been set free because God's grace is so rich.

Middle Primary



8-10 God shared with us his perfect plan, made possible in Jesus, where all things on heaven and earth will be in perfect unity.



11-12 Remember, God has chosen us to be part of his family, so that we might put our hope in Jesus and bring glory to his name.



13-14 As believers, you have received the Holy Spirit, a sign of the promise that we are God's forever.

DISCUSSION QUESTIONS

View SBK ebook Ephesians 1:3-14

- What's so special about your family?**
- When Paul writes a letter to his friends in Ephesus, he tells them to praise God. What would we praise God for today?**
He is so kind. He gives us friends and family. He helps us every day.
- How do we know that God loves us very much?**
He chose us to be part of his family forever.
- What has Jesus done so that we can belong to God's family?**
He died for us. That means that all the wrong things we do, can be forgiven
- Do we have to pay anything to get into God's family?**
No - it's all free! We don't have to do anything except trust Jesus.

In him we were also chosen, having been predestined according to the plan of him who works out everything in conformity with the purpose of his will, in order that we, who were the first to put our hope in Christ, might be for the praise of his glory.
Ephesians 1:11-12

FOCUS

God has chosen us to be a part of his big family. Through Jesus, we have been saved and made brothers and sisters in Christ.

Early Childhood

PRAYER

Dear God,
THANK YOU that you are our loving God.
THANK YOU that you are kind and generous.
THANK YOU that because of Jesus, we are part of your family.
Amen.

FOCUS

God has chosen us to be a part of his big family. Through Jesus, we have been saved and made brothers and sisters in Christ.

Lower Primary

PRAYER

Heavenly Father,
We praise you that you are our God. Thank you that you are generous, kind, and you pour out your amazing grace on us through Jesus.
Help us to remember that we have been adopted into your family, because of everything that Jesus has done on the cross.
In Jesus' name we pray, Amen.

DISCUSSION QUESTIONS

Read SBK Scripture - Lower Primary (Ephesians 1:3-14)

1. **What's special about your family?**
2. **What are some of the things that we can praise God for?**
3. **When did God decide that we should belong to his family v4-5?** (Before the world was created!)
 - (a) Yesterday
 - (b) When you were born
 - (c) 1000 years ago
 - (d) Before the world was created
4. **Why is it special that God has adopted us into this family (v5)?**
Adoption is when a baby is specially chosen. God has especially chosen us because he loves us so much and he always has. - even before we were born!
5. **What did Jesus do so that we could become part of God's family (v6-7)?**
He died for us so that our sins could be forgiven.

7. Does it cost us anything (v8)?

No - it's all free!
When we talk about God's grace, we mean that God is so kind and generous that he's done everything so that we can belong to his forever family.

8. God has a big rescue plan. What is it (v9-10)?

One day he'll bring together all the things he has made and we will live perfectly together.

9. How does the Holy Spirit help us (v14)?

He reminds us that we belong to God and one day, we will all be together in God's forever family!

*In him we were also chosen, having been predestined according to the plan of him who works out everything in conformity with the purpose of his will, in order that we, who were the first to put our hope in Christ, might be for the praise of his glory.
Ephesians 1:11-12*

FOCUS

God has chosen us to be a part of his big family. Through Jesus, we have been saved and made brothers and sisters in Christ.

Middle Primary

PRAYER

Heavenly Father,

We praise you that you are our God. Thank you that you are generous, kind, and you pour out your amazing grace on us through Jesus.

Help us to remember that we have been adopted into your family, because of everything that Jesus has done on the cross.

In Jesus' name we pray, Amen.

SERIES

Together

BIBLE FOCUS

Ephesians 1:3-14

TOPIC

Together in Christ

DISCUSSION QUESTIONS

Read SBK Middle Primary Scripture (Ephesians 1:3-14)

- What is special about your family?**
- Why should we praise God v3-7?** Talk about the spiritual blessings that we have (being part of God's family, being loved forever)
- When did God decide that we should belong to his family?** (Before the world was created!)
 - Yesterday
 - When you were born
 - 1000 years ago
 - Before the world was created
- How do we know that we belong to God's family?** We can be God's children because of what Jesus did. Jesus died for our sins, so that we could be forgiven, and set free. If we believe that and have asked to be forgiven, then we are adopted as God's children.
- What is special about being adopted?** When you are adopted, you are truly part of the family - you have the same rights and privileges as every other person in the family. It also means that you were chosen to be part of the family. Even though God knows all the mistakes we make, and sees the times when we are bad, he stills accepts us as part of his family!
- What is exciting about being in God's family?** It means that we belong with God. God's love doesn't run out. God is always with us. We are never alone. It also means we get to be part of God's big family - that includes lots of different people, from lots of countries and lots of ages.
- What is 'grace' and why is it so special lv7-8?** Grace is the kindness and forgiveness of God which he gives to us.. It doesn't cost us anything.
- What is God's perfect plan v9?** One day, all things will be brought together in Christ. This is everything in heaven and everything on earth.
- Why does God give us the Holy Spirit?** He reminds us that we will live forever in God's family.. That's a promise!

*In him we were also chosen, having been predestined according to the plan of him who works out everything in conformity with the purpose of his will, in order that we, who were the first to put our hope in Christ, might be for the praise of his glory.
Ephesians 1:11-12*

SERIES
Together

BIBLE FOCUS
Ephesians 1:3-14

TOPIC
Together in Christ

DISCUSSION QUESTIONS

FOCUS

God has chosen us to be a part of his big family. Through Jesus, we have been saved and made brothers and sisters in Christ.

Upper Primary

PRAYER

Heavenly Father,
We praise you that you are our God. Thank you that you are generous, kind, and you pour out your amazing grace on us through Jesus.
Help us to remember that we have been adopted into your family, because of everything that Jesus has done on the cross.
In Jesus' name we pray, Amen.

Read Ephesians 1:3-14 in NIV Bible (p1422)

1. **What is special about your family?**
2. **What are some reasons we should praise God v3-7?**
Talk about the spiritual blessings that we have (being chosen to be part of his family, being loved forever)
3. **How do we know that we belong to God's family?**
We can be God's children because of what Jesus did. Jesus died for our sins, so that we could be forgiven, and set free. If we believe that and have asked to be forgiven, then we are adopted as God's children.
4. **What is special about being adopted?**
It means that you were specially chosen to be part of the family.
When you are adopted, you are truly part of the family - you have the same rights and privileges as every other person in the family.
Even though God knows all the mistakes we make, and sees the times when we are bad, he stills accepts us as part of his family!
5. **How does this help us to understand God's 'grace'?**
We belong because of God's kindness and forgiveness - not because of anything that we have done.

5. How much does God's grace cost us?

God's grace is completely free. We can not earn it. Out of God's generosity, he sends us Jesus, so that we can be part of God's family forever.

6. How much grace does God give us v7-8?

God pours out grace on us. He doesn't hold back, but is rich and generous.
Point out the words like 'rich'; and 'lavished' and 'poured out'

7. What is God's plan v9?

One day, everything in heaven and everything on earth will be brought together.

8. Why does God give us the Holy Spirit now v14?

He marks us as his own - it is the guarantee that we will live forever in God's family.. That's a promise!

*In him we were also chosen, having been predestined according to the plan of him who works out everything in conformity with the purpose of his will, in order that we, who were the first to put our hope in Christ, might be for the praise of his glory.
Ephesians 1:11-12*

FOCUS

God has chosen us to be a part of his big family. Through Jesus, we have been saved and made brothers and sisters in Christ.

EARLY CHILDHOOD

Dear God,

THANK YOU that you are our loving God.

THANK YOU that you are kind and generous.

THANK YOU that because of Jesus, we are part of your family.
Amen.

SUNDAY SCHOOL

Heavenly Father,

We praise you that you are our God. Thank you that you are generous, kind, and you pour out your amazing grace on us through Jesus.

Help us to remember that we have been adopted into your family, because of everything that Jesus has done on the cross.

In Jesus' name we pray, Amen.

TIPS

Corporate Prayer is when we gather together with others and say prayers together. This is a powerful way believers can unite together. If you don't currently say a prayer together, this could be a great opportunity - to say either the Lord's Prayer or one of the prayers listed in this curriculum, together with the children in your program.

Early Childhood

Dear God,

THANK YOU that you are our loving God.

THANK YOU that you are kind and generous.

THANK YOU that because of Jesus, we are part of your family.

Amen.

Sunday School

Heavenly Father,

We praise you that you are our God. Thank you that you are generous, kind, and you pour out your amazing grace on us through Jesus.

Help us to remember that we have been adopted into your family, because of everything that Jesus has done on the cross.

In Jesus' name we pray, Amen.

FOCUS

God has chosen us to be a part of his big family. Through Jesus, we have been saved and made brothers and sisters in Christ.

In this section, you'll find activities for Early Childhood and Primary School aged kids. There's a range of crafts, activities and games suitable for both individuals and groups.

EARLY CHILDHOOD

- Letters from Paul - stickers
- God's Family Paper Chain People
- Family of God Collage
- Doll House
- My Family (Kindy)

SUNDAY SCHOOL

- Would you rather?? (P)
- God's Family Photo Wall (1-2)
- God's Family Chatterbox (3-4)
- God's Chosen and Adopted Children (5-6)

GAMES

- Family Memory (Kindy)
- Find the Family! (P-6)

Letters from Paul - stickers

YOU'LL NEED...

- Alphabet Foam Stickers
- Printout Worksheet #1

SERIES
Together

BIBLE FOCUS
Ephesians 1:3-14

TOPIC
Together in Christ

WEEK


1

STEPS

1. Talk about how Paul wrote letters to lots of groups, encouraging them to stay firm in their faith. God's people in Ephesus was one group of people he wrote to so that he could encourage them to keep following Jesus.
2. Give each child a copy of the printout and encourage them to use the alphabet stickers to stick letters all over their page.

[Link](#)

Letter recognition comes before letter writing. This activity is a great way for children to play and form words using letters of the alphabet. Forming nonsense words is perfectly acceptable at this age!



God's Family Paper Chain People

YOU'LL NEED...

- Paper chain people or cut outs
- Coloured pens, pencils or crayons

SERIES

Together

BIBLE FOCUS

Ephesians 1:3-14

TOPIC

Together in Christ

WEEK

1

STEPS

1. Hand out the people chains and encourage the children to colour them in. Including adding eyes, nose and mouth.
2. Encourage the children to make each person different (eg different coloured clothes, different coloured eyes, different shaped mouth, etc).
3. Remind the children that we are part of God's Family.



Link

God's family is made up of all believers. It is good to remember that being part of God's family means we are all brothers and sisters in Christ.

Family of God Collage

YOU'LL NEED...

- Magazines
- Scissors
- Glue
- Poster paper
- Marker

SERIES
Together

BIBLE FOCUS
Ephesians 1:3-14

TOPIC
Together in Christ

WEEK

1

STEPS

1. Write 'Family of God' on the poster paper.
2. Help the children find and cut out people from the magazines and glue them onto the poster.
3. For younger children have the pictures already cut out and encourage them to glue them onto the poster.
4. Remind the children that we are part of God's Family.



Link

God's family is made up of all believers. It is good to remember that being part of God's family means we are all brothers and sisters in Christ.

Doll House

YOU'LL NEED...

- Dolls House
- Dolls/figurines

SERIES
Together

BIBLE FOCUS
Ephesians 1:3-14

TOPIC
Together in Christ

WEEK

1

STEPS

1. Direct the children to the dolls house and the figurines of different characters.
2. Get the children to try and identify and name some of the characters - mummies, daddies, baby, child, teenager, friend, grandma, grandad, etc.
3. Encourage the children to role play with the characters and the house.



Link

We are all born into a family. Your family could be small or it could be big. But did you know that as a believer of Christ, you have another family? Yes - a FOREVER FAMILY! And God chose you to be a part of it - even before you were born.

My Family

YOU'LL NEED...

- Printout Worksheet #2
- Coloured Pencils
- Clipboards if needed

STEPS

1. Provide each child with a copy of Worksheet #1 and coloured pencils.
2. Have the children draw a picture of their own household/family.
3. We all have a family we are born into or live with. But as disciples of Christ, we are also part of God's great big family!


Draw a picture of your own family



Link

We are all born into a family. Your family could be small or it could be big. But did you know that as a believer of Christ, you have another family? Yes - a FOREVER FAMILY! And God chose you to be a part of it - even before you were born.

Draw a picture of your family



Would you rather?

YOU'LL NEED...

- Ipad or computer with internet access

STEPS

1. You can create your own 'would you rather' options or use a commercial version that is appropriate for children. Here are some good video examples with pictures that guide children through the options and give clear instructions.
[Would you Rather Game for Kids \(Get to know your class\)](#)

[Would you Rather Game for Kids 2 \(Get to know your class\)](#)

Play the video to the children, encouraging them to make a choice as to which item they would rather.



Link

Sometimes choices can be really easy to make or really hard. God chose us to be a part of his family! And we have a choice whether we accept this invitation.

'God's Family' Photo Wall

YOU'LL NEED...

- Printouts of large letters that spell 'God's Family'.
- Coloured pens/felt pens
- Electronic device/camera
- Printer or polaroid device

SERIES
Together

BIBLE FOCUS
Ephesians 1:3-14

TOPIC
Together in Christ

WEEK

1

STEPS

1. Begin by taking individual photos of each child on the device and printing these to the polaroid (if you have this available).
2. Have the children decorate, colour, and cut out each of the giant letters. Display these on a large pinboard.
3. Then add all of the polaroid photos onto the board - showing a large display of all of the church 'brothers and sisters in Christ'.



Link

God's family is made up of all believers. It is good to remember that being part of God's family means we are all brothers and sisters in Christ.

God's Family Chatterbox

YOU'LL NEED...

- Printout of Worksheet #3 (onto slightly thicker card is best)
- Scissors

SERIES
Together

BIBLE FOCUS
Ephesians 1:3-14

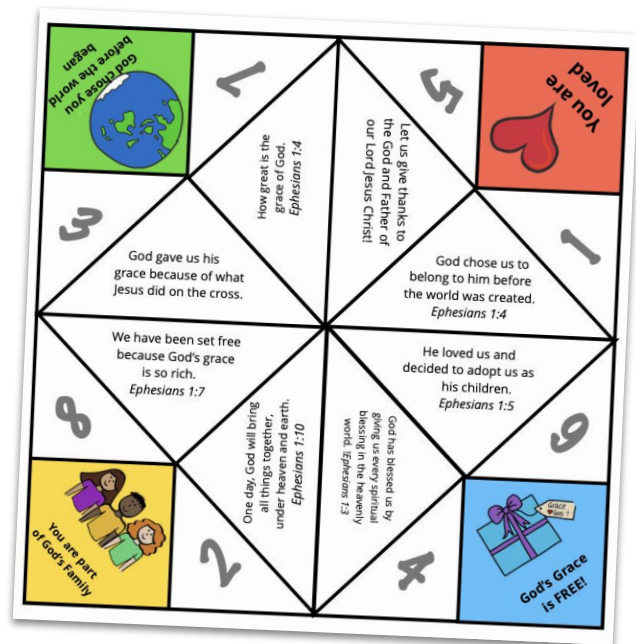
TOPIC
Together in Christ

WEEK

1

STEPS

1. Cut out the large square outline of the chatterbox.
2. Fold the square in half, from top to bottom.
3. Open out the square and not fold in half, from side to side.
4. Open out and turn the paper over (with print face down). Now fold each corner into the centre of the square, until all 4 corners meet in the middle.
5. Turn the page over and repeat step 4, bringing the 4 corners into the centre of the square to meet.
6. Fold the square in half to help assist in opening the chatterbox. Then fold in half again to make a square.
7. Unfold the last two steps and now ease your fingers into the four openings at the base of the chatterbox, ensuring that the numbered sections stay folded inward.
8. Push your four fingers together to form the closed chatterbox (looks a bit like a flower from above).
9. Practise making the chatterbox move in and out before playing with a friend.



Link





There is always a bit of a mystery and suspense surrounding what is hidden under the flap when you play with a 'chatterbox'. Ephesians reminds us however, that there is no mystery with God's love. We know and can be assured that God loves us, sent his Son to die for us, and that God wants us and chose us to be a part of his family.

CHATTERBOX: How to play:

Ask your friend to select one of the pictures shown on the top of the chatterbox (gift, heart, world, family). For each word displayed on this picture, move the chatterbox that number of times (e.g., the world picture has 7 words - God chose you before the world began - so you would move it 7 times).

Now the friend needs to select one of the 4 numbers shown on the inside of the chatterbox. Move the chatterbox that number of times (e.g., if they select 8 you move 8 times).

The friend again needs to select one of the 4 numbers shown on the inside of the chatterbox. But this time, open up that number to reveal a verse from Ephesians that you read to them. Repeat steps 1-3 as many times as you wish.

	<p>1</p> <p>How great is the grace of God. <i>Ephesians 1:4</i></p>	<p>5</p> <p>Let us give thanks to the God and Father of our Lord Jesus Christ!</p>	
<p>3</p> <p>God gave us his grace because of what Jesus did on the cross.</p>		<p>God chose us to belong to him before the world was created. <i>Ephesians 1:4</i></p>	<p>1</p>
<p>8</p> <p>We have been set free because God's grace is so rich. <i>Ephesians 1:7</i></p>	<p>2</p> <p>One day, God will bring all things together, under heaven and earth. <i>Ephesians 1:10</i></p>	<p>4</p> <p>God has blessed us by giving us every spiritual blessing in the heavenly world. <i>Ephesians 1:3</i></p>	<p>6</p>
			<p>God's Grace is FREE!</p>

Chosen and Adopted

YOU'LL NEED...

- Printout of Worksheet #4 (large fingerprint)
- Bibles
- Coloured pens

SERIES

Together

BIBLE FOCUS

Ephesians 1:3-14


TOPIC

Together in Christ

STEPS

1. Begin by talking about how unique God has made each of us. Talk about different gifts, characteristics, looks, and end with fingerprints.
2. Show the children the template of the large drawn fingerprint. Remind the children of Verses 4-5 that tell us that before we were born (and indeed before the world was created), God chose us to be a part of his family.
3. Have the children copy out verse 4 and 5 within the lines of the fingerprint template as a reminder that we are part of God's family - chosen and redeemed.

Ephesians 1:4-5



Link

God has adopted us into his family - and chose us to be a part of this before the world began! .

The CHOSEN AND ADOPTED activity sheet can be found on the following pages.



GAME: Family Memory

YOU'LL NEED...

- Set of Memory Game Cards (Feelings and Emotions), or similar. Sourced from [Modern Teaching Aids](#)

STEPS

1. Place ALL the cards face down and play a game of memory, trying to find the matching pairs of people.
2. Each player turns two pieces over to try and match a pair. If a pair isn't made the pieces are turned back over for the next player to have a turn.
3. If the pair is a match the player who made the match has another turn. The player with the most pairs at the end, wins the game of memory.
4. Talk about the different people and how they are all different but if they are followers of Jesus they are part of God's family.



Link

We all have a family we are born into or live with. But as disciples of Christ, we are also part of God's great big family!

GAME: Find the Family!

YOU'LL NEED...

- Printable character profiles (Worksheet #5)
- Scissors

SERIES
Together

BIBLE FOCUS
Ephesians 1:3-14

TOPIC
Together in Christ

STEPS

1. Cut out the character profiles. Ensure you have enough for one per player.
2. Shuffle the profiles before handing them out to the children.
3. Ensure players do NOT show their card to anyone.
4. Once everyone has received their card, they are to move around the room in the manner outlined on the profile (i.e., giving a 'queen' wave).
5. When they find others doing the same action, they are to continue to move together, until all the members of that family group have been found.
6. Once seated as a family group, players show each other their character card and discuss what things they have in common that makes them unique and a special family. I.e., what is the one thing that they all have in common.
7. Get all of the family groups to report back to the whole group on that one thing that makes their family special



Link

Sometimes families are all good at a certain thing or all enjoy something the same. God's family includes people from all over the world, across all time, who look different, act different, are good at different things, but who all have Jesus as the common thread.

The FAMOUS FAMILIES activity sheets can be found on the following pages.

Bluey



Move around doing the 'floss' dance

Chilli



Move around doing the 'floss' dance

Bandit



Move around doing the 'floss' dance

Bingo



Move around doing the 'floss' dance

Queen Elizabeth II



Do the royal 'queen' wave

Prince Charles



Do the royal 'queen' wave

Prince William



Do the royal 'queen' wave

Prince Philip



Do the royal 'queen' wave

Princess Kate



Do the royal 'queen' wave

Princess Meaghan



Do the royal 'queen' wave

Prince Harry



Do the royal 'queen' wave

God's Forever Family

Mr Incredible



Make an 'Incredibles' pose

Elastagirl



Make an 'Incredibles' pose

Jack Jack



Make an 'Incredibles' pose

Dash



Make an 'Incredibles' pose

Violet



Make an 'Incredibles' pose

Steve Waugh



Pretend you are playing cricket

Steve Waugh



Michael Jackson



Do the 'moonwalk'

Jermaine Jackson



Do the 'moonwalk'

Marlon Jackson




Do the 'moonwalk'

Jackie Jackson



Do the 'moonwalk'

Tito Jackson



Do the 'moonwalk'

Kevin Rudd



Straighten tie and look like you are giving a speech

Therese Rein



Straighten tie and look like you are giving a speech

St Bart's Kids

Jessica Rudd



Straighten tie and look like you are giving a speech

Marcus Rudd



Straighten tie and look like you are giving a speech

Ephesians 1:1-10

Nicholas Rudd



Straighten tie and look like you are giving a speech

Steve Irwin



Make a crocodile snapping action with arms

Terri Irwin



Make a crocodile snapping action with arms

Robert Irwin



Make a crocodile snapping action with arms

Bindi Irwin



Make a crocodile snapping action with arms

Chandler Powell



Make a crocodile snapping action with arms

Chris Hemsworth



Pretend you are acting in an Avengers movie

St Bart's Kids

Luke Hemsworth



Pretend you are acting in an Avengers movie

Liam Hemsworth



Pretend you are acting in an Avengers movie

Ephesians 1:1-10

Kylie Minogue



Pretend you are singing into a microphone

Danni Minogue



Pretend you are singing into a microphone

Nicole Kidman



Pretend you are playing the Guitar

Keith Urban



Pretend you are playing the Guitar

Daddy Pig



Pretend you are jumping in muddy puddles

Mummy Pig



Pretend you are jumping in muddy puddles

Peppa Pig




Pretend you are jumping in muddy puddles

George Pig



Pretend you are jumping in muddy puddles

Bronte Campbell



Pretend you are swimming

Kate Campbell



Pretend you are swimming

Venus Williams



Pretend you are playing tennis

Serena Williams



Pretend you are playing tennis

Elsa



Pretend you are freezing things

Anna



Pretend you are freezing things