



## Resource Pack

*Children's ministry resources &  
activities for groups & families  
exploring this week's theme.*

[stbartskids.org](http://stbartskids.org)



WEEK 3

# Together on Mission

Together / Ephesians 4:1-16

OVERVIEW

GATHER

READ

CHAT

DO

PRAY



# together

a four-week study in Ephesians

st bart's



# Together on Mission

*Ephesians 4:1-16*



## HOW TO USE THIS RESOURCE

This resource has been written and produced by St Bart's Kids and we're delighted to be able to share this curriculum with you. We pray that it would be an amazing tool to aid teaching and learning occurring either at home or within your children's ministry setting.

This package is part of a series based on **Being in Christ, Together**. The items within this package all pertain to **one session**.

The tabs on this document will help guide the main sections that should be incorporated within a session. Within each section you will find modifications for different age/learning levels - look for the tags Early Childhood, Lower Primary, Middle Primary, and Upper Primary.

All of the items within  
If you have any questions or would like to know more about St Bart's Kids resources, please contact [hello@stbartskids.org](mailto:hello@stbartskids.org)

## TIMING

Welcome and play	15mins
Teaching Time (includes morning tea for Early Childhood)	15mins
Game (Kindy - Year 6 only)	10mins
Small Groups/Activities	20mins
Worship	10mins
Check-out	

## MATERIALS

- ❑ Various Mr Potato Head toys and accessories
- ❑ Large jigsaw puzzle
- ❑ Music - Hokey Pokey song can be found on Spotify/Apple Music/YouTube. The Wiggles have recorded a good version of the song
- ❑ Large poster - body parts
- ❑ Computer and access to video clip 'Our Bodies, with Belinda' (SBK)
- ❑ tissues
- ❑ Sheet of paper or a clipboard for each child
- ❑ Various different types of pasta (spaghet, elbow, spiral, macaroni, shells, penne)
- ❑ Plastic cup (4 children in each group)
- ❑ 5-7 plastic cups
- ❑ One rubber band (must fit around one of the cups)
- ❑ 4 pieces of string (approximately 60cms)
- ❑ 4 pieces of A4 paper
- ❑ Pencils
- ❑ Writing paper
- ❑ envelopes
- ❑ An apple
- ❑ An orange
- ❑ Blindfolds or eye masks

## ADDITIONAL INFO

This resource is the third in a four week series based on Advent



## SESSION OUTLINE

### SERIES

Together

### BIBLE FOCUS

Ephesians 4:1-19

### TOPIC

Together on Mission

WEEK

3

OVERVIEW

GATHER

READ

CHAT

DO

PRAY

### THIS WEEK'S FOCUS

Although we are all different, we can work together to help others know Jesus. As we serve and grow in faith as one body, we might become more like Christ.

### SERIES OVERVIEW

The focus of the series is very much on God's promise (as per the prophecies in Isaiah) to send the ultimate King who will pave a way to restore his people back to him by washing them clean once-and-for-all.

Isaiah is a call for God's people to turn from their waywardness and put their trust in the Lord – along with his promises.

### MULTIMEDIA

1. [SBK Kids Talk](#)
2. [Unity in the Body of Christ \(Ephesians 4 Reading\)](#)
3. [The Body, with Belinda \(SBK\)](#)

### ADDITIONAL RESOURCES

Here are some resources we recommend for helping teach the Gospel to kids.

1. [Isaiah \(God's Story\)](#)  
<https://www.youtube.com/watch?v=e-hZA0f0RH8>
2. [Bible Project - Isaiah](#)  
<https://www.youtube.com/watch?v=d0A6Uchb1F8>

### SONGS

#### EARLY CHILDHOOD

1. [Big family of God](#)
2. [Made for This](#)
3. [Praise the Lord \(Yancy\)](#)

### SONGS

#### PRIMARY

1. [Big family of God](#)
2. [Made for This](#)
3. [Praise the Lord \(Yancy\)](#)



## FOCUS

Although we are all different, we can work together to help others know Jesus. As we serve and grow in faith as one body, we might become more like Christ.

## WARM-UPS

- ☐ If you had to choose to be either an eyeball or an ear, what would you be?
- ☐ How important is it that all the different parts of our body work well?

## TEACHING TIME

## Together in Mission

Did you know that just before Jesus died, he prayed to his Father, that all believers would be 'one'?

That doesn't mean that we are all the same! But it does mean that we are one in our love for God and for each other. Paul uses a picture to help us understand what it means to be 'one'. He describes Christians as ONE body: the Body of Christ - and each of us is like a different part of the body.

In a human body, some parts are big (like a leg); others are very small. But every part is important. Look at your thumb. It's only small - would it matter if you didn't have it? Ask a child to tuck their thumb into the palm of the hand, and try to pick up a paper and pen and try to write something - without using the thumb at all!

Without the thumb, the fingers can't work properly. God has designed our bodies so that every part is important and they all work together.

Now imagine that you've just fallen and hurt your arm.. What does the rest of your body do? Your other hand holds the sore arm; your feet will take you to find help from your parents or a teacher; your mouth might call out to for help.. Different parts of the body work together to help the one part that is hurting.

God's people are like a Body. God has designed the Body of Christ (his church) so that we all have a part to play. When we gather together, some might be good at encouraging others, or being kind. Others' gifts might be teaching or praying, or sharing a story about how God has answered prayer. When we each contribute our gifts, we are building each other up in faith.

And because we belong to ONE Body of Christ, then we notice when someone else is hurting then we make sure that they are helped. And when we do these things, we grow to be more like Jesus.

It's Jesus who teaches us how to love each other- because Jesus is the head of the Body of Christ.. And it is Jesus who will help our faith in him to grow - as we serve him.

## APPLICATION QUESTIONS

## 1. Early Childhood

Did God still love his people even though they had been naughty?

## 2. Lower Primary

Is this the first time the Israelites had disobeyed God? Why did God keep giving them chances?


## 3. Middle Primary

## 4. Upper Primary


How can you use your gifts to build up the Body of Christ?

## Early Childhood

## Together on Mission



Live like Jesus.



Don't be proud.  
Be gentle.  
Be patient.  
Love one another.



The Holy Spirit makes  
you one in every way. Live  
in peace together.




## Early Childhood



There is one body and one Spirit. There is one Lord, one faith and one baptism.



There is one God. He is the Father over everything.




The church is like a body. Christ is the head of the body.

## Early Childhood




Christ has made us all different and with all different gifts.



He makes the whole body grow and build itself up in love.

## Lower Primary

## Together on Mission



1-2 Live a life worthy of what God chose for you. Don't be proud, be gentle, be patient and loving



3 The Holy Spirit makes you one in every way. Try your best to remain as one. Let peace keep you together.



## Lower Primary



4-6 There is one body and one Spirit. There is one Lord, one faith and one baptism. There is one God and Father of all. He is over everything. He is through and in everything.

7-10 Each of us had received the gift of grace from Jesus. Remember, it is the same Christ who came down to earth, that also went up higher than the heavens, reigning over all things.

## Lower Primary




11 Christ gave the gift of teaching to the church to proclaim his Good News. He wants God's people to serve and build up the body of Christ until we all become one in faith.




12-13 Jesus desires that we continue to serve and build each other up as the body of Christ until all become one in faith.

## Lower Primary



14 Don't be distracted by false teaching or evil plans. Instead, be like Christ and speak in truth and love.




15-16 Christ is the head of the body. He makes the whole body grow and build itself up in love. Under Christ, every part of the body does its work. It supports the other parts. In that way, the body is joined and held together.




## Middle Primary

## Together on Mission



1 I am a prisoner because of the Lord. So I am asking you to live a life worthy of what God chose you for.



2 Don't be proud at all. Be completely gentle. Be patient. Put up with one another in love.



3 The Holy Spirit makes you one in every way. So try your best to remain as one. Let peace keep you together.

## Middle Primary



4-6 There is one body and one Spirit. There is one Lord, one faith and one baptism. There is one God and Father of all. He is over everything. He is through everything. He is in everything.



7 But each one of us has received a gift of grace, given to us by Jesus Christ.



8-10 Remember, it is the same Christ who came down to earth, that also went up higher than the heavens, reigning over all things.

## Middle Primary



11 Christ himself gave the gift of the apostles to the church and many people who have skills teaching his good news including the prophets, pastors and evangelists.



12 He did this so that they might prepare God's people to serve and build up the body of Christ.




13 That will continue until we all become one in faith, one in knowledge of God's son and mature in Christ.


## Middle Primary



14 Then we will not be distracted by new teachings, cleverness and tricks anymore. People use these to hide evil plans.



15 Instead, we will speak the truth in love. So we will grow up in every way to become the body of Christ. Christ is the head of the body.



16 He makes the whole body grow and build itself up in love. Under Christ, each part of the body does its work. It supports the other parts. In that way, the body is joined and held together.

## FOCUS

Although we are all different, we can work together to help others know Jesus. As we serve and grow in faith as one body, we might become more like Christ.

## Early Childhood

## PRAYER

Dear God,  
THANK YOU that we belong to one church.  
THANK YOU that even though we are all different, we belong together as part of your family.  
HELP US to work together and use our gifts for you.  
Amen.

## DISCUSSION QUESTIONS

Listen to SBK ebook (Ephesians 4:1-16)

- How are you different from the person sitting next to you?** Talk about physical differences as well as 'personality' differences: shy, confident, funny etc.
- How can live like Jesus did?**  
Being gentle and patient and not proud.
- God wants us to be ONE people. How many things make us ONE.**  
We are like ONE body . We have ONE (Holy) Spirit. We have ONE Lord; ONE faith; ONE baptism; ONE God over everything.
- The Church is like ONE body? Who is the Head?**  
Jesus
- God has given us all different gifts to make the church strong. What kinds of gifts might we have?**  
Brainstorm how many different ways people serve this church and Kids Church.: from the teachers, to musicians, to sound desk, to morning tea to group leaders, pray-ers, encouragers....
- How can we build each other up every time we come to church or Kids Church?**  
Being kind to each other; encouraging someone who feels sad or left out; welcoming new people.

*"I raised children. I brought them up. But they have refused to obey me." ISAIAH 1:2*

*'So Christ himself gave the apostles, the prophets, the evangelists, the pastors and teachers, to equip his people for works of service...'  
Ephesians 4: 11-12a*

## FOCUS

Although we are all different, we can work together to help others know Jesus. As we serve and grow in faith as one body, we might become more like Christ.

## Lower Primary

## PRAYER

Gracious Father,  
Thank you for the gifts that you have kindly given each person in our church. Please help us to work together and encourage every person to take their part in the body of Christ.  
Amen.

## DISCUSSION QUESTIONS

Read SBK Lower Primary Scripture (IEphesians 4:1-16)

- How are you different from the person sitting next to you?** Talk (carefully) about physical differences as well as 'personality' differences: shy, confident, funny.
- How can we live like Jesus?**  
By being kind and gentle and patient.
- Count all the 'ones' in v4-6.** We are like ONE body . We have ONE (Holy) Spirit. We have ONE Lord; ONE faith; ONE baptism; ONE God over everything. So we might look different and have different personalities, but together we are 'one in Christ'.
- God gives everyone in the church, one of more gifts to use in the church.** Some people are leaders and teachers. But everyone has a part to play. Brainstorm how many different ways people serve this church and Kids Church.: from the teachers, to musicians, to sound desk, to morning tea to group leaders, pray-ers, encouragers....
- How can we build each other up every time we come to church or Kids Church?**  
Being kind to each other; encouraging someone who feels sad or left out; welcoming new people.
- How is the church like one body when we all support each other?** We're all different so we need each other to be 'one Body'.

## 7. What does Jesus do as the head of the Body?

He helps us to grow in our love for him and for each other. He helps us all to play our part.

*'So Christ himself gave the apostles, the prophets, the evangelists, the pastors and teachers, to equip his people for works of service...'  
Ephesians 4: 11-12a*

SERIES

Together

BIBLE FOCUS

Ephesians 4:1-19

TOPIC

Together on Mission

## DISCUSSION QUESTIONS

Read SBK Middle Primary Scripture (Ephesians 4:1-16)

- How are you different from the person sitting next to you?** Talk about physical differences as well as 'personality' differences: shy, confident, funny etc.
- Read verses 1-3. Paul is writing from prison to Christians in Ephesus. What kind of people does the encourage the Christians to be?** Gentle, patient, putting up with each other, peace-makers
- Who will help us become like that?** The Holy Spirit
- Read verses 4-6. How many times does Paul use the word 'one'. What are the things that unite us?** We share the same faith (trust in Jesus) and the same Holy Spirit. Though we're all different, we live together as one Body with God over all.
- Read verses 7. What do you think 'gift of grace' means?** Something that Jesus gives freely to each of his followers. We don't earn it.
- Read verse 11. What kind of gifts did Jesus give some people in the Ephesian church?** Apostles, teachers, prophets, pastors, evangelists
- What gift/s do you do you see being used in this here at this church?** Brainstorm how many different ways people serve this church and Kids Church.: from the teachers, to musicians, to sound desk, to morning tea to group leaders, pray-ers, encouragers.....
- God gives gifts to people of all ages - including children!** Most of us won't be prophets, preachers, teachers and pastors especially when we're young!. Encourage children to think about how God uses children to bless people of all ages.. Help them to go beyond things that they are clever at (important though they are). Remind them that in this group, some have gifts of kindness, of noticing others who may be sad, of, encouraging, of quietly seeing things that need to be done.
- Read verses 12-15. Why did God give so many different gifts to his Body the church?** So that we will be ready to serve him, We won't waste time on wrong things. We will show love to each other and speak the truth kindly. All those things mean that the Body will be built up in our faith and understanding.
- Why is it so important that Christ is the head of the Body?** He is the one who makes us all grow to be more mature, and to work together really well. He holds everything together.

*'So Christ himself gave the apostles, the prophets, the evangelists, the pastors and teachers, to equip his people for works of service...'  
Ephesians 4: 11-12a*

## FOCUS

Although we are all different, we can work together to help others know Jesus. As we serve and grow in faith as one body, we might become more like Christ.

## Middle Primary

## PRAYER

Gracious Father,  
Thank you for the gifts that you have kindly given each person in our church. Please help us to work together and encourage every person to take their part in the body of Christ.  
Amen.



## FOCUS

Although we are all different, we can work together to help others know Jesus. As we serve and grow in faith as one body, we might become more like Christ.

## Upper Primary

## PRAYER

Gracious Father,  
Thank you for the gifts that you have kindly given each person in our church. Please help us to work together and encourage every person to take their part in the body of Christ.  
Amen.

## DISCUSSION QUESTIONS

Read Ephesians 4:1-16 in NIV Bible (pp. 1464-1465)

- Read verses 1-3. Paul is writing from prison to Christians in Ephesus. What kind of people does he encourage them to be?** Gentle, patient, not proud, peace-makers. **Which of those is hardest for you?**
- Who will help us to demonstrate those qualities?** The Holy Spirit living in us.
- Read verses 4-7. How many times does Paul use the word 'one'. What are the things that unite us?** Even though we are individuals, we share the same faith (trust in Jesus) and the same Holy Spirit. Though we're all different, we live together as one in Christ.
- Read verses 7. What do you think 'gift of grace' means?** Something that Jesus gives freely to each of his followers. We don't earn it.
- Read verse 11. What kind of gifts did Jesus give some people in the Ephesian church?** Apostles, teachers, prophets, pastors, evangelists
- Read v 12-13. Why does Jesus give us different gifts?** So that we will be ready to serve him and build up the Body of Christ in different ways. As it happens, we will become more united in faith and understanding. We will become more and more like Jesus.
- What gift/s do you see being used in this here at our church?** Brainstorm how many different ways people serve this church and Kids Church.: from the teachers, to musicians, to sound desk, to morning tea to group leaders, pray-ers, encouragers.....
- God gives gifts to people of all ages - including children! So how can we serve him with our gifts?** Most of us won't be prophet or preachers - or not yet! Encourage children to think about how God uses them to bless people of all ages.. Help them to go beyond things that they are clever at (important though they are). Remind them that in this group, some have gifts of kindness, of noticing others who may be sad, of encouraging, of quietly seeing things that need to be done. All these build the church.
- Read verses 14-16. What happens to the body of Christ as we grow up in the faith?** We won't be led astray by things that are wrong or unhelpful. We will -show love to each other and speak the truth kindly.
- Why is it so important that Christ is the head of the Body?** He is the one who makes us all more mature in our faith, and to work together really well. He holds everything together

*'So Christ himself gave the apostles, the prophets, the evangelists, the pastors and teachers, to equip his people for works of service...'*

*Ephesians 4: 11-12a*

## FOCUS

Although we are all different, we can work together to help others know Jesus. As we serve and grow in faith as one body, we might become more like Christ.

## EARLY CHILDHOOD

Dear God,

THANK YOU that we belong to one church.

THANK YOU that even though we are all different, we belong together as part of your family.

HELP US to work together and use our gifts for you.

Amen.

## SUNDAY SCHOOL

Gracious Father,

Thank you for the gifts that you have kindly given each person in our church.

Please help us to work together and encourage every person to take their part in the body of Christ.

Amen.

## TIPS

*Try identifying as many different jobs people do each Sunday at church. Spend some time thanking God for the way people can use their gifts and point to you.*

## Early Childhood

Dear God,

THANK YOU that we belong to one church.

THANK YOU that even though we are all different, we belong together as part of your family.

HELP US to work together and use our gifts for you.

Amen.

## Sunday School

Gracious Father,

Thank you for the gifts that you have kindly given  
each person in our church.

Please help us to work together and encourage  
every person to take their part in the body of  
Christ.

Amen.

## FOCUS

Although we are all different, we can work together to help others know Jesus. As we serve and grow in faith as one body, we might become more like Christ.

*In this section, you'll find activities for Early Childhood and Primary School aged kids. There's a range of crafts, activities and games suitable for both individuals and groups.*

## EARLY CHILDHOOD

- Mr Potato Heads
- Giant Jigsaw Puzzle
- Hokey Pokey
- Body Parts Poster (Kindy)

## SUNDAY SCHOOL

- Our Bodies (P)
- Pasta Bodies (1-2)
- Finding God's Way Maze (3-4)
- Group Challenge - Cup and String (3-4)
- Letter Writing to Mission Partners (5-6)

## GAMES

- See What I Can Do! (Kindy)
- Apples and Oranges (P-6)

# Mr Potato Heads

## YOU'LL NEED...

- Various Mr Potato Head toys and accessories

SERIES  
Together

BIBLE FOCUS  
Ephesians 4:1-19

TOPIC  
Together on Mission

WEEK

3

## STEPS

1. Put out all of the Mr Potato Head bodies and the body parts and accessories on a table.
2. Pick up various body parts and see if the children can help name the parts.
3. Invite them to create their own characters out of the body parts and accessories. See how different each of the characters looks. Some should look quite peculiar!
4. Remind the children how Paul tells us that the church is a bit like a body - it is made up of all different people, but together is one in Christ.



## Link

*The Church is like a body - it is the body of Christ. Christ is the head of the body. Each part of the body has a special job and supports the other parts.*

# Giant Jigsaw Puzzle

## YOU'LL NEED...

- Large jigsaw puzzle

## STEPS

1. Clear a large area of floor space and empty the pieces of the giant jigsaw onto the floor.
2. Work with the children to try and put together the pieces of the puzzle until it creates the final picture.
3. Talk with the children about how they need to work together to get the jigsaw puzzle finished - that they need one another's help, and that this is a bit like what it is like being the Body of Christ.



## Link

*The Church is like a body - it is the body of Christ. Christ is the head of the body. Each part of the body has a special job and supports the other parts.*



## Hokey Pokey

### YOU'LL NEED...

- Music - Hokey Pokey song can be found on Spotify/Apple Music/Youtube. The Wiggles have recorded a good version of the song

### STEPS

1. Arrange the children in a circle.
2. Explain to them how we will be singing a song that involves different parts of our bodies - hands, feet etc.
3. Play through the song with the children, participating in the game to help model the actions for children who may be unfamiliar with the song.
4. Repeat as many times as you like!



### Link

*The Church is like a body - it is the body of Christ. Christ is the head of the body. Each part of the body has a special job and supports the other parts.*

# Body Parts Poster

## YOU'LL NEED...

- Large poster - body parts

## STEPS

1. Show the children the poster and encourage them to name the body parts, on the poster and also on themselves.



Link

God created each of our body parts with different functions.

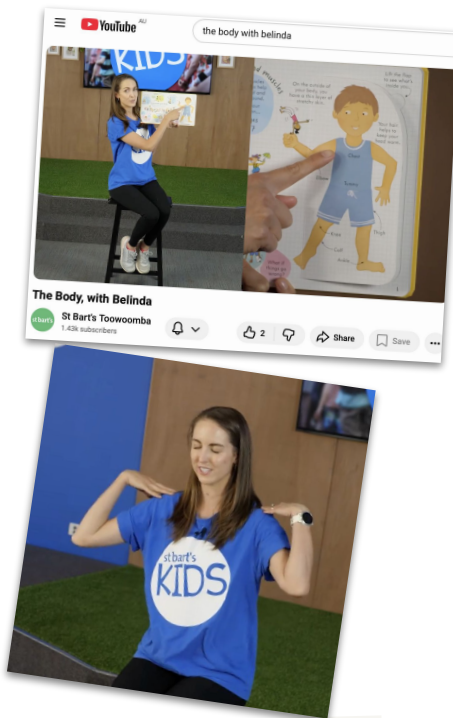
# Our Bodies

## YOU'LL NEED...

- Computer and access to video clip [‘Our Bodies, with Belinda’ \(SBK\)](#)
- tissues

## STEPS

1. Watch the video clip ‘Our Bodies with Belinda’. Using the video prompts, guide the children to try and copy the actions demonstrated.
2. As an extension activity - try and repeat movements similar to that shown on the video. Remember it is normal for children at this age to still confuse left and right and for some children to struggle with crossing of the midline. Encourage and support as needed and marvel at how God made us all different and how God made such amazing body parts that do incredible things!



Link

God created each of our body parts with different functions. When one of our body parts isn't working very well, we find things difficult!

# Pasta Bodies

## YOU'LL NEED...

- Sheet of paper or a clipboard for each child
- Various different types of pasta
  - spaghetti
  - elbow
  - spiral
  - macaroni
  - shells
  - penne

## STEPS

1. Have a collection of different pastas pre-poured into plastic bowls.
2. Place a large backing board (could be a table, large black cloth, or sheet of cardboard).
3. Invite the children to create a skeleton/body using just the pasta provided. Encourage them to think about the type of pasta that they might use for each section (i.e. macaroni would be good for the fingers, elbow pasta would be good for the elbows, shoulders, or bendy bits of the body, etc).
4. Have the children look at each others designs and make a whole large collection of 'the body of Christ'.



### Link

*The Church is like a body - it is the body of Christ. Christ is the head of the body. Each part of the body has a special job and supports the other parts.*

## Group Challenge: Cup and String

### YOU'LL NEED...

- Plastic cup (4 children in each group)
- 5-7 plastic cups
- One rubber band (must fit around one of the cups)
- 4 pieces of string (approximately 60cms)
- 4 pieces of A4 paper

### STEPS

#### TO PREPARE:

1. Tie each piece of string to a rubber band (evenly spaced apart) - you will have what looks like a four-legged octopus
2. Supply each group with a large piece of paper, a pre-prepared octopus, and a stack of 5-7 cups.

#### AIM:

Each group is to build a tower of cups by working together.

3. Have all cups face down on the piece of paper.
4. Team members may not touch cups or the paper with their hands (or any other part of their bodies). This includes even if a cup tips over.
5. Each person must hold on to one of the strings that is attached to the rubber band.
6. The group can only use this rubber band octopus to pick up the cups and place them on top of each other (by pulling and releasing the strings on the rubber band to place around the cup)

#### Optional Extras:

7. To make more challenging, possibly face all the cups upright.
8. Alternatively, have some cups upright and other face down, or on their sides.
9. Another option: Use more cups (up to 10 per group) and have the kids work together to build a pyramid (5 for the base, 4 cups for the next row, etc.).



#### Link

*The Church is like a body - it is the body of Christ. Christ is the head of the body. Each part of the body has a special job and supports the other parts.*

## Letter Writing: Mission Partners

### YOU'LL NEED...

- Pencils
- Writing paper
- envelopes

SERIES  
Together

BIBLE FOCUS  
Ephesians 4:1-19

TOPIC  
Together on Mission

WEEK

3

OVERVIEW

GATHER

READ

CHAT

DO

PRAY

### STEPS

1. Look at the list of our current Mission Partners. In this list you will find local, national, and international mission partners.
2. Choose one group and write a letter of encouragement that we can send them this week.
3. In your letter, outline your joy in the work they do to proclaim God's love; and include a prayer that they might be encouraged and continue to grow in their own knowledge of how big God's love is.
- 4.

For more information on how to purchase and use the The Illustrated Bible Timeline Posters resource pictured here contact CEP  
<https://www.cepstore.com.au/IdaProduct/QAYW?Id=01t0K000005dgo9QAA>



### Link

Paul prays big prayers for the Ephesians - that they might continue to be grounded and grow in their knowledge of the love of God, through the power of the Holy Spirit. We can, like Paul, pray for and encourage other Christians to grow in their knowledge of the love of God.

## GAME: See What I Can Do!

### YOU'LL NEED...

- N/A

SERIES  
Together

BIBLE FOCUS  
Ephesians 4:1-19

TOPIC  
Together on Mission

### STEPS

1. Ask the children if there is something special that they have learn to do with their body and if they can share this skill with the rest of the group.
2. Allow each of the children to demonstrate something, each time asking the rest of the children if they can copy!
3. God made us all different, with such amazing body parts that do incredible things!

Examples may include:

- Balancing on one leg
- Hopping
- Clicking their fingers
- Rolling their R's
- Curling their tongue
- Touching their toes
- Doing an arch



Link

*God created each of our body parts with different functions. When one of our body parts isn't working very well, we find things difficult!*



## GAME: Apples and Oranges

### YOU'LL NEED...

- An apple
- An orange
- Blindfolds or eye masks

### STEPS

1. Form a circle.
2. One child will pass an apple to the right around the circle. Another child will pass an orange to the left around the circle.
3. The key to this game is that players cannot pass the fruit with their hands. Kids can use their feet, elbows, or knees to pass the fruit. If someone drops the fruit or it touches the ground, the child must close his eyes to continue playing. (Idea: use eye masks to make it clearer who is to have their eyes shut!)
4. Play continues until only one person with his or her eyes open remains.

### REFLECTION:

Ask kids to talk about what was easy or difficult about the game. Ask kids what it was like to play with their eyes closed and how that affected the game. Help kids make the connection between this game and God's family.



### Link

*The Church is everyone who follows Jesus. Everyone is important in God's Family.*