



Resource Pack

Children's ministry resources & activities for groups & families exploring this week's theme.

stbartskids.org



WEEK 1

Word Made Flesh

The Gospel of John / John 1:1-18

OVERVIEW

GATHER

READ

CHAT

DO

PRAY



SO THAT YOU MIGHT **BELIEVE**
THE GOSPEL OF JOHN



Word made Flesh

John 1:1-18



HOW TO USE THIS RESOURCE

This resource has been written and produced by St Bart's Kids and we're delighted to be able to share this curriculum with you. We pray that it would be an amazing tool to aid teaching and learning occurring either at home or within your children's ministry setting.

This package is part of a series based on **the Gospel of John**. The items within this package all pertain to **one session**.

The tabs on this document will help guide the main sections that should be incorporated within a session. Within each section you will find modifications for different age/learning levels - look for the tags Early Childhood, Lower Primary, Middle Primary, and Upper Primary.

All of the items within
If you have any questions or would like to know more about St Bart's Kids resources, please contact hello@stbartskids.org

TIMING

Welcome and play	15mins
Teaching Time (includes morning tea for Early Childhood)	15mins
Game (Kindy - Year 6 only)	10mins
Small Groups/Activities	20mins
Worship	10mins
Check-out	

MATERIALS

- ☐ Magnetic Doll Dress Up Sets
- ☐ Magnetic letters alphabet sets
- ☐ Metal baking trays
- ☐ Printout of Worksheet #1
- ☐ Sand trays
- ☐ Sand
- ☐ Alphabet cards
- ☐ Markers
- ☐ Blank paper - plain or coloured
- ☐ Pencils
- ☐ Clipboards (if required)
- ☐ Alphabet Stickers
- ☐ Traffic Light Printout Worksheet #4
- ☐ Sticky Tape
- ☐ Popsicle Sticks
- ☐ Large alphabet foam mats
- ☐ Printouts of Wordsearch (John 1)
- ☐ We used this one from WordMint.
- ☐ Coloured pencils
- ☐ Printout of Worksheet 2
- ☐ Pencils
- ☐ Clipboards (if required)
- ☐ Bibles (1 per child or 1 per pair)
- ☐ Printout of Worksheet #3 of Bible passages
- ☐ Floor dots
- ☐ Words from Bible verse written onto individual cards (2 copies)
- ☐ Printout of Worksheet #5 (scripture verse to be read out)

ADDITIONAL INFO

This resource is the first in a twelve week series based on the Gospel of John.

SESSION OUTLINE

SERIES

The Gospel of John

BIBLE FOCUS

John 1:1-18

TOPIC

Word Made Flesh

WEEK

1

OVERVIEW

GATHER

READ

CHAT

DO

PRAY

THIS WEEK'S FOCUS

Jesus became a human and lived on Earth with us so we could see and understand God.

SERIES OVERVIEW

The Gospel of John is unique in the New Testament. Where the Gospel of Mark begins with Jesus' launch into ministry, Luke opens with the foretelling of John the Baptist's birth, and Matthew commences with a summary of Jesus' genealogy, John transports us much further back: to the very beginning! In the beginning was the Word!

Right from the opening words of John, he not only shows us the supremacy and glory of Jesus, but he calls us to recognise and respond to Jesus. John's intent is not only to provide a faithful account of Jesus' life, death, and resurrection, but so that this news would cause a change in us. That we would believe that Jesus is the Messiah and Son of God. The purpose of John's Gospel—as Don Carson put it—is to make us believers.

MULTIMEDIA

1. [SBK Kids Talk](#)
2. [The Gospel Project for kids: Christmas \(1 John\)](#)

ADDITIONAL RESOURCES

Here are some resources we recommend for helping teach the Gospel to kids.

1. [The Book of John in Song for Kids](#)
2. [God's Story: John](#)

SONGS

EARLY CHILDHOOD

1. [The Word Became Flesh \(Colin Buchanan\) - Lyrics](#)
2. [Light of the World](#)
3. [Jesus is the King](#)

SONGS

PRIMARY

1. [The Word Became Flesh \(Colin Buchanan\) - Lyrics](#)
2. [Light of the World](#)
3. [Jesus is the King](#)



FOCUS

Jesus became a human and lived on Earth with us so we could see and understand God.

WARM-UPS

- ☐ Has anyone ever said to you: 'You're just like your dad!' (or mum or cousin or brother).
- ☐ What do you think they mean? (it might be the way you look, or the way that you 'act'.)

TEACHING TIME

Word Made Flesh

In the Old Testament, the people of Israel knew a lot of things about God. They knew that there was only one True God. They knew that he had created everything and that he loved people very much. They knew that He was good powerful, just and and merciful. And he had given them his commandments so they knew what God expected from his people.

BUT they had never *seen* God. He was invisible. They had words to describe him - like King and Rescuer and Father and Shepherd. But no one had ever seen him.

Until Jesus came to make his home on earth! Jesus is God and he had been with his Father God, since before time started. He was there when the world was created.

But it was always God's plan that Jesus would come to earth as a human. He came to show us exactly what God is like and what he wants.

So when Jesus came to earthsuddenly, God became visible! And Jesus was exactly like his Father: good, powerful, just and merciful.

He demonstrated this when he healed people, or made storms disappear. Or when he spent time with people who were sad or rejected.

And he taught in ways that made people think: *So that is what God is like! So that is what God wants!*

People were seeing the glory of God!

And then Jesus died. That confused people who believed he was God. But when he rose from the dead and they saw him with their own eyes, they knew for sure that Jesus was God and that everything Jesus had told them was true. Jesus *had* to die, so that we could have a home with him forever. That's how much God loves us.

When Jesus came, he brought light and life and hope to the whole world. And anyone who trusts in him becomes his child. Forever.

APPLICATION QUESTIONS

1. Early Childhood

What do you think God is like?

2. Lower Primary

How does Jesus show us what God is like?

3. Middle Primary


John the Baptist pointed people to Jesus. How can you do that?

4. Upper Primary

How can you reflect Jesus to other people this week?

Early Childhood


Word made Flesh



God has no beginning or
no end.



God has always existed.



God created all things.

Early Childhood



Jesus has always been with God.



Jesus was with God in the beginning.



Jesus and God are one!

Early Childhood



Jesus came into the world
to bring hope.




Jesus brings light into the
darkness.




Jesus is full of kindness
and truth. Jesus shows us
what God is like.

Word made Flesh



1-2 In the beginning, Jesus was already with God and he was God.




3-5 He created everything! Suddenly, through him, life and light began. And the darkness could not put the light out.

Lower Primary



John the Baptist

6-8 John the Baptist came to point people to Jesus.



9-11 Jesus came into the world. But people did not know who he was. And his own people did not even want him.




12-13 But some people did want him and believed in him. So they became children of God.



14 Jesus had become a human being like the rest of us and made his home with us. He was full of grace and truth.

Lower Primary





15 John wanted people to know that God was sending someone important and that this person was Jesus.



16-17 God is full of grace. And because of Jesus, God was offering grace and truth to all.


Lower Primary



18 No one has ever seen God. But Jesus and God are one. And Jesus is at the Father's side. Jesus has shown us what God is like.

Middle Primary


Word made Flesh



1-2 In the beginning, Jesus was already with God and he was God.



3-5 Everything was created through him. Nothing—not one thing!—came into being without him.




What came into existence was life, and the life was light to live by. The light blazed out of the darkness and the darkness couldn't put it out.

Middle Primary




John the Baptist

6-8 John the Baptist came to point people to Jesus.



9-11 Jesus, as the true light, came into the world. But the world did not realise who he was.



He came to his own people but they didn't want him.


Middle Primary



12-13 But some people did want him and believed in him. So they became children of God.



14 Jesus had become a human being like the rest of us and made his home with us. He was full of grace and truth.



15 John was a witness about Jesus. He spent his time telling people that Jesus was coming and that Jesus was important!

Middle Primary



16-17 God is full of grace. Grace had already been given through the law of Moses, but now grace and truth were given through Jesus Christ.



18 No one has ever seen God. But Jesus and God are one. And Jesus is at the Father's side. Jesus has shown us what God is like.

FOCUS

Jesus became a human and lived on Earth with us so we could see and understand God.

Early Childhood

PRAYER

Dear God,
THANK YOU that you sent your son Jesus to earth.
THANK YOU that because of Jesus, we can know you.
HELP US to grow in our understanding of you each and every day.
Amen.

DISCUSSION QUESTIONS

[View SBK ebook John 1:1-18](#)

- 1. How old do you think Jesus is?**
He doesn't have an age, because he was here from the very beginning and he will never die.
- 2. What did Jesus create?** Everything! All the things that you can see around you, and all the things that can only see on TV or in books.
- 3. How are Jesus and God 'one'?** They are both God, together from the very beginning.
- 4. How did Jesus bring hope and light into the world?**
When he came to live with us, he showed us everyone who believes in Jesus, becomes part of God's family.
- 5. How does Jesus show us what God is like?**
He is full of kindness and truth.

The Word became a human being. He dwelled among us. We have seen his glory. It is the glory of the One and Only, who came from the Father. And the Word was full of grace and truth. John 1:14

FOCUS

Jesus became a human and lived on Earth with us so we could see and understand God.

Lower Primary

PRAYER

Heavenly Father,
Thank you that you have made yourself known to us in Jesus Christ.
Help us to recognise the glory of your Son and to learn to love you more.
In Jesus Christ's name we pray,
Amen.

DISCUSSION QUESTIONS

Read SBK Scripture - Lower Primary (John 1: 1-18).

- How old do you think Jesus is?**
He doesn't have an age, because he was here from the very beginning.. He created everything. .
- Jesus made everything** (invite the children to name some of those things).
- He made life and light. Is anything stronger than the light of Jesus?** No, even the darkest darkness is not stronger than Jesus. He is always with us., even when we feel sad or lonely.
- John the Baptist pointed people to Jesus. How did he do that?** He told them that Jesus was coming and he was important.
- How could we point our friends to Jesus?**
By telling our friends and family about him.
- Not everyone who met Jesus believed in him. But what happened for people who did believe in him?**
They became children of God.
- What did people notice about Jesus?**
He was full of grace and truth (always kind and ready to forgive; always truthful in everything he said).

The Word became a human being. He dwelled among us. We have seen his glory. It is the glory of the One and Only, who came from the Father. And the Word was full of grace and truth. John 1:14

FOCUS

Jesus became a human and lived on Earth with us so we could see and understand God.

Middle Primary

PRAYER

Heavenly Father,
Thank you that you have made yourself known to us in Jesus Christ.
Help us to recognise the glory of your Son and to learn to love you more.
In Jesus Christ's name we pray,
Amen.

DISCUSSION QUESTIONS

Read SBK Middle Primary Scripture (John 1: 1-18)

- 1. If you could be invisible for a day, what would you do?**
- 2. God is invisible (He is Spirit), but how did Jesus make him visible?** He became human and came to our world to live with us. Jesus is completely human AND completely God at the same time.
- 3. Read verse 4: What do you think it means that Jesus is 'light' for the world?**
Nothing is stronger than the light of Jesus. No darkness can put out the light of Jesus. Even if we are afraid or sad, Jesus' light is always with us to comfort us and show us the way forward.
- 4. How was John the Baptist special?**
He pointed people to Jesus. He told people Jesus was coming and that he was very important.
- 5. How could we be like John and point other people to Jesus?**
Talk about him with our friends, our family....
- 6. Not everyone believed in Jesus (most didn't!) What happened for people who did believe in Jesus?**
They became God's children.

- 7. Verse 18 tells us that Jesus shows us what God is like. What 2 words can we find in verses 14, 16 and 17 that describe what Jesus (and God) is like?** Grace. Truth.
- 8. If you're a follower of Jesus, how might people see Jesus' grace and truth in you this week?**
Grace: forgiving people who have hurt us; showing kindness without being asked or seen. .
Truth: being honest at all times even when it's uncomfortable or might get me into trouble; sharing that Jesus is the True way to God.

The Word became a human being. He dwelled among us. We have seen his glory. It is the glory of the One and Only, who came from the Father. And the Word was full of grace and truth. John 1:14

SERIES

The Gospel of John

BIBLE FOCUS

John 1:1-18

TOPIC

Word Made Flesh

DISCUSSION QUESTIONS

FOCUS

Jesus became a human and lived on Earth with us so we could see and understand God.

Upper Primary

PRAYER

Heavenly Father,
Thank you that you have made yourself known to us in Jesus Christ.
Help us to recognise the glory of your Son and to learn to love you more.
In Jesus Christ's name we pray,
Amen.

Read John 1: 1-18 in NIRV Bible

- 1. If you could be invisible for a day, what would you do?**
- 2. God is invisible (He is Spirit), but how did Jesus make him visible?** He became human and came to our world to live with us. Jesus is completely human AND completely God at the same time.
- 3. What does it mean that Jesus is 'the Word'?** Jesus makes the message about God clear.
- 4. How is the life of Jesus light for ALL people?** Jesus is like a light because he shows people the way to God. Nothing is stronger than the light of Jesus. Even if we are afraid or sad, Jesus' light is always with us to comfort us and show us the way forward.
- 5. How was John the Baptist special v15?** He knew that his role was to point the way to Jesus, who was far more important than he was. Jesus was sent by God. .
- 6. What were the different reactions of people of people when they met Jesus?** Most of his own people didn't believe that he was sent from God. **What happened for people who did believe in Jesus?** They became God's children.

- 7. Read verses 14, 16-17. How do we see God's glory in Jesus?**

Everything Jesus said and did showed the glory of God: his miracles, his teachings, his death, his resurrection..

- 8. Jesus embodied grace and truth. How can we reflect his grace and truth this week>?**

You might choose to divide into pairs, with each pair being given one of the qualities to consider.

Grace: forgiving people who have hurt us; showing kindness without being asked.

Truth: being honest at all times even when it's uncomfortable or might get me into trouble'; sharing that Jesus is the True way to God.

The Word became a human being. He dwelled among us. We have seen his glory. It is the glory of the One and Only, who came from the Father. And the Word was full of grace and truth. John 1:14

The Word became a human being. He dwelled among us. We have seen his glory. It is the glory of the One and Only, who came

FOCUS

Jesus became a human and lived on Earth with us so we could see and understand God.

EARLY CHILDHOOD

Dear God,

THANK YOU that you sent your son Jesus to earth.

THANK YOU that because of Jesus, we can know you.

HELP US to grow in our understanding of you each and every day.

Amen.

SUNDAY SCHOOL

Heavenly Father,

Thank you that you have made yourself known to us in Jesus Christ.

Help us to recognise the glory of your Son and to learn to love you more.

In Jesus Christ's name we pray,

Amen.

TIPS

Think about what life would be like without Jesus and how this would change your understanding of who God is.

Now thank God for sending his Son, and give thanks for all the ways you understand more about God because of what Jesus has done.

Early Childhood

Dear God,

THANK YOU that you sent your son Jesus to earth.

THANK YOU that because of Jesus, we can know you.

HELP US to grow in our understanding of you each and every day.

Amen.

Sunday School

Heavenly Father,

Thank you that you have made yourself known to us
in Jesus Christ.

Help us to recognise the glory of your Son and to
learn to love you more.

In Jesus Christ's name we pray,

Amen.

FOCUS

Jesus became a human and lived on Earth with us so we could see and understand God.

In this section, you'll find activities for Early Childhood and Primary School aged kids. There's a range of crafts, activities and games suitable for both individuals and groups.

EARLY CHILDHOOD

- Magnetic Doll Dress Up Sets
- Magnetic Letters
- Hide & Seek Images
- Letter/Alphabet Tracing (Kindy)
- Races (Kindy)
- Name Writing (Kindy)

SUNDAY SCHOOL

- Alphabet Mats (P)
- Wordsearch (1-2)
- Letter Unscramble (3-4)
- Bible Race (5-6)

GAMES

- Red Light Green Light (Kindy)
- Bible Bumpers!! (P-6)

Magnetic Doll Dress Up Sets

YOU'LL NEED...

- Magnetic Doll Dress Up Sets

SERIES

The Gospel of John

BIBLE FOCUS

John 1:1-18

TOPIC

Word Made Flesh

WEEK

1

STEPS

1. Set up the magnetic dress up sets for children to play with.
2. Encourage them to try and find different outfits for the people to wear and to choose all the elements - hats, coat, pants, shoes, etc. Then take all the magnets off and start again with a new outfit!


[Link](#)

Jesus is God. He is both divine and human in one.

Jesus was human just like us, and yet he was still fully God.

Magnetic Letters

YOU'LL NEED...

- Magnetic letters alphabet sets
- Metal baking trays

STEPS

1. Place the letters of the alphabet out onto the table.
2. Help the children work together to find the letters and put them out in order of the alphabet.
3. Talk with the children about how the alphabet has a beginning and an end, but God has no beginning or end - He has always and will always be there! God is sometimes known as 'the Alpha and the Omega' - which are the first and last letters of the Greek alphabet - like A and Z are the first and last letters of the English alphabet.
4. Hand out the baking trays and demonstrate to the children how you can attach the letters to the trays. Add letters next to each other, to make words.
5. Allow the children to play with the letters, creating 'words' and 'letters' on the trays.

*Letter recognition comes before letter writing. This activity is a great way for children to play and form words using letters of the alphabet. Forming nonsense words is perfectly acceptable at this age!



Link

God is the beginning and the end - the Alpha and the Omega.




Hide & Seek Images

YOU'LL NEED...

- Printout of Worksheet #1

STEPS

1. Hide the images around the space. Hide the images ahead of time or ask the children to close their eyes.
2. On go, the children are to find all of the images.
3. Once brought back, they may be collected and if time the children may hide them again.



Link


All of the images for this activity have come from Scripture passages from this series.

A Ω
Alpha Omega


GOD



SON OF GOD



HOPE



Letter/Alphabet Tracing

YOU'LL NEED...

- Sand trays
- Sand
- Alphabet cards

STEPS

1. Pour a little sand into each sand tray.
2. Have the alphabet cards displayed at the top of the sand tray.
3. Guide children in copying the letter by tracing their finger through the sand.
4. To write a different letter, give the tray a little shake.



Link

The alphabet helps us make many words and words are great at describing and helping us understand more about people, places, and things. Jesus came to earth so that we might know more about God.

Races

YOU'LL NEED...

- Markers

STEPS

1. Set up the markers on the grassed area, to make a start line and a finish line.
2. Get the children to line up on the start line. When you say GO encourage the children to run as fast as they can to the finish line.
3. Repeat as many time as you like, always starting at the start line.
4. Talk with the children about how running a race has a beginning and an end (a start and a finish), but God has no beginning or end - He has always and will always be there!

[Link](#)

God is the beginning and the end.

Name Writing

YOU'LL NEED...

- Blank paper - plain or coloured
- Pencils
- Clipboards (if required)
- Alphabet Stickers

STEPS

1. Give each child a blank piece of paper.
2. Help them to write their name. Then ask them if they can identify the first letter and the last letter of their name.
3. Talk with the children about how God is eternal, He has no beginning and no end.
4. Show the children the alphabet stickers and help them find the letters of their name and stick them on their page.



Link

Our names have a first and last letter, a beginning and an end. But God has no beginning or end!

Alphabet Mats

YOU'LL NEED...

- Large Alphabet Foam Mats

STEPS

1. Mix up the alphabet foam mats (for an added challenge, take out the inside of the letters as well).
2. Encourage the children to work together to complete the entire alphabet, in order.
3. BONUS CHALLENGE: Try and find the first letter of each child's name. Help them make the sound of that letter and then think of another word that starts with that sound.



Link

The alphabet helps us make many words and words are great at describing and helping us understand more about people, places, and things. Jesus came to earth so that we might know more about God.

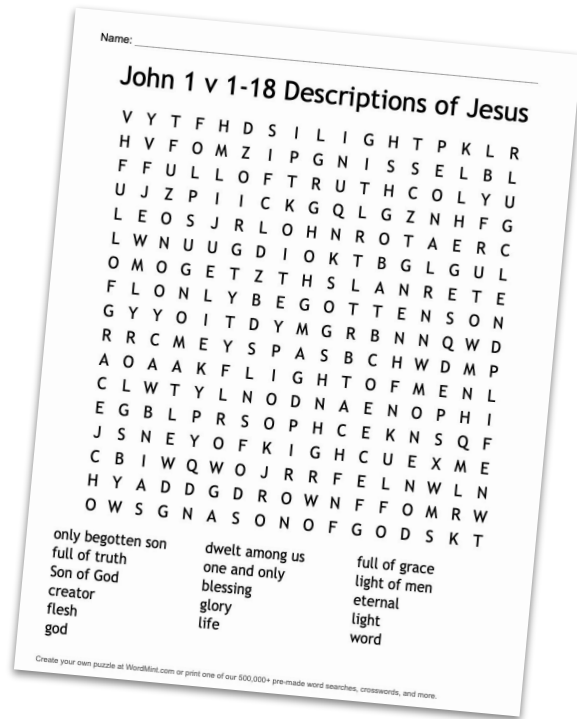
Wordsearch

YOU'LL NEED...

- Printouts of Wordsearch (John 1) We used this one from [WordMint](#).
- Coloured pencils

STEPS

1. Provide each child with a printed copy of the Wordsearch from John 1:1-18. Ask the children to try and locate each of the words/descriptions of Jesus that are listed at the bottom of the page.



Link

Jesus is God revealed in human form - God's very own Son who is full of grace and truth. Each of the words listed in this activity have been taken from John 1:1-18

Letter unscramble

YOU'LL NEED...

- Printout of Worksheet 2
- Pencils
- Clipboards (if required)

STEPS

1. Give each child a copy of the letter unscramble worksheet.
2. Encourage the children to try and unscramble the letters. All of the words come from today's passage in John 1 - so might be helpful to have the scripture nearby for the children to read if having trouble.
3. Help the children identify the first and last letters of each word. Talk with them about how God has no beginning or end!.



Link

There are lots of words in the English language, but John describes Jesus as the 'word'. Jesus is God revealed in human form and has been there since before the beginning.

Letter Unscramble

ODWR _____

DOG _____

INEGGBNI _____

IFEL _____

IHLGT _____

DRNSKAES _____

OLWDR _____

LIECNHRD _____

UHNMA _____

DLLWE _____

GLRYO _____

ATREFH _____

RGCAE _____

TUHTR _____

HNOJ _____

ELPPEO _____

VIELBEE _____

Letter Unscramble - *Solution*

ODWR

WORD

DOG

GOD

INEGGBNI

BEGINNING

IFEL

LIFE

IHLGT

LIGHT

DRNSKAES

DARKNESS

OLWDR

WORLD

LIECNHRD

CHILDREN

UHNMA

HUMAN

DLLWE

DWELL

GLRYO

GLORY

ATREFH

FATHER

RGCAE

GRACE

TUHTR

TRUTH

HNOJ

JOHN

ELPPEO

PEOPLE

VIELBEE

BELIEVE

Bible Race

YOU'LL NEED...

- Bibles (1 per child or 1 per pair)
- Printout of Worksheet #3 of Bible passages

STEPS

1. Provide each child (or pair) with a Bible. They must have it closed to begin.
2. Host a 'Bible Look up' race, whereby you will call out a Scripture reference and they look up the passage. The first child to find the passage correctly must read it out.
3. Record/summarise (in one/two words) the example of how this describes Jesus' humanity.
4. Repeat the race for each word.

Matthew 1:25 (born to a mother)	Matthew 21:18 (hungry)	John 19:28 (thirsty)
Matthew 4:1 (temptation)	Mark 15:17,19 (pain and suffering)	Matthew 27:50 (death)
John 4:5-6 (tired)	John 11:35 (cried)	Luke 2:40 (grew)
John 2:15 (anger)	Matthew 13:55 (part of a family)	Matthew 8:24 (needed sleep)
Matthew 9:36 (showed compassion)	Hebrews 5:7 (prayed)	Mark 10:21 (loved)


[Link](#)

The Bible is filled with examples of both Jesus' divinity and humanity. This activity has the children looking up examples that showcase how Jesus was fully human (and yet also fully God).

BIBLE LOOK UP CHALLENGE

Matthew 1:25 (born to a mother)	Matthew 21:18 (hungry)	John 19:28 (thirsty)
Matthew 4:1 (temptation)	Mark 15:17,19 (pain and suffering)	Matthew 27:50 (death)
John 4:5-6 (tired)	John 11:35 (cried)	Luke 2:40 (grew)
John 2:15 (anger)	Matthew 13:55 (part of a family)	Matthew 8:24 (needed sleep)
Matthew 9:36 (showed compassion)	Hebrews 5:7 (prayed)	Mark 10:21 (loved)

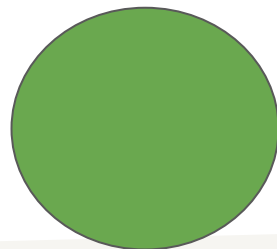


GAME: Red Light Green Light

YOU'LL NEED...

- Traffic Light Printout Worksheet #4
- Sticky Tape
- Popsicle Sticks

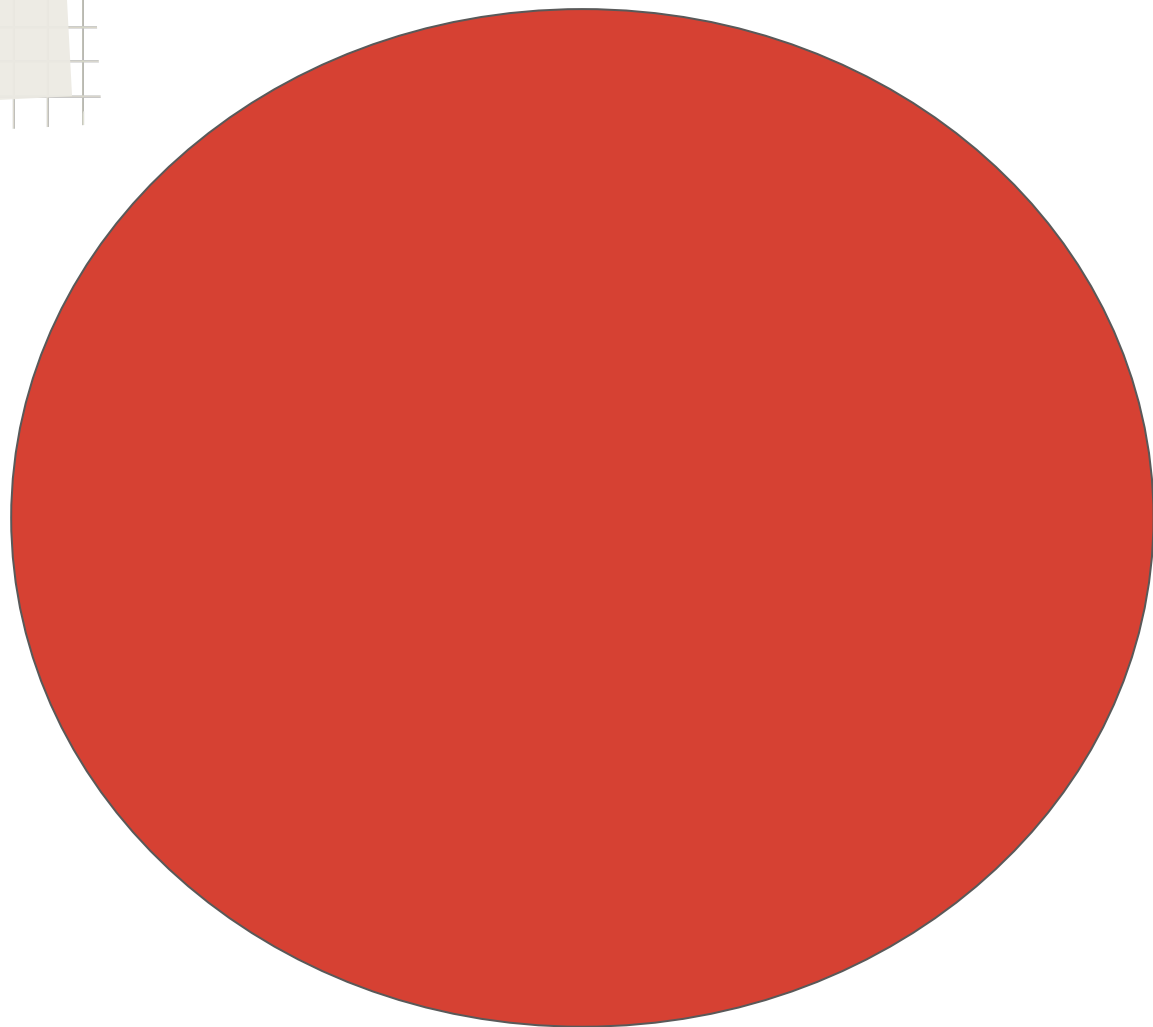
STEPS

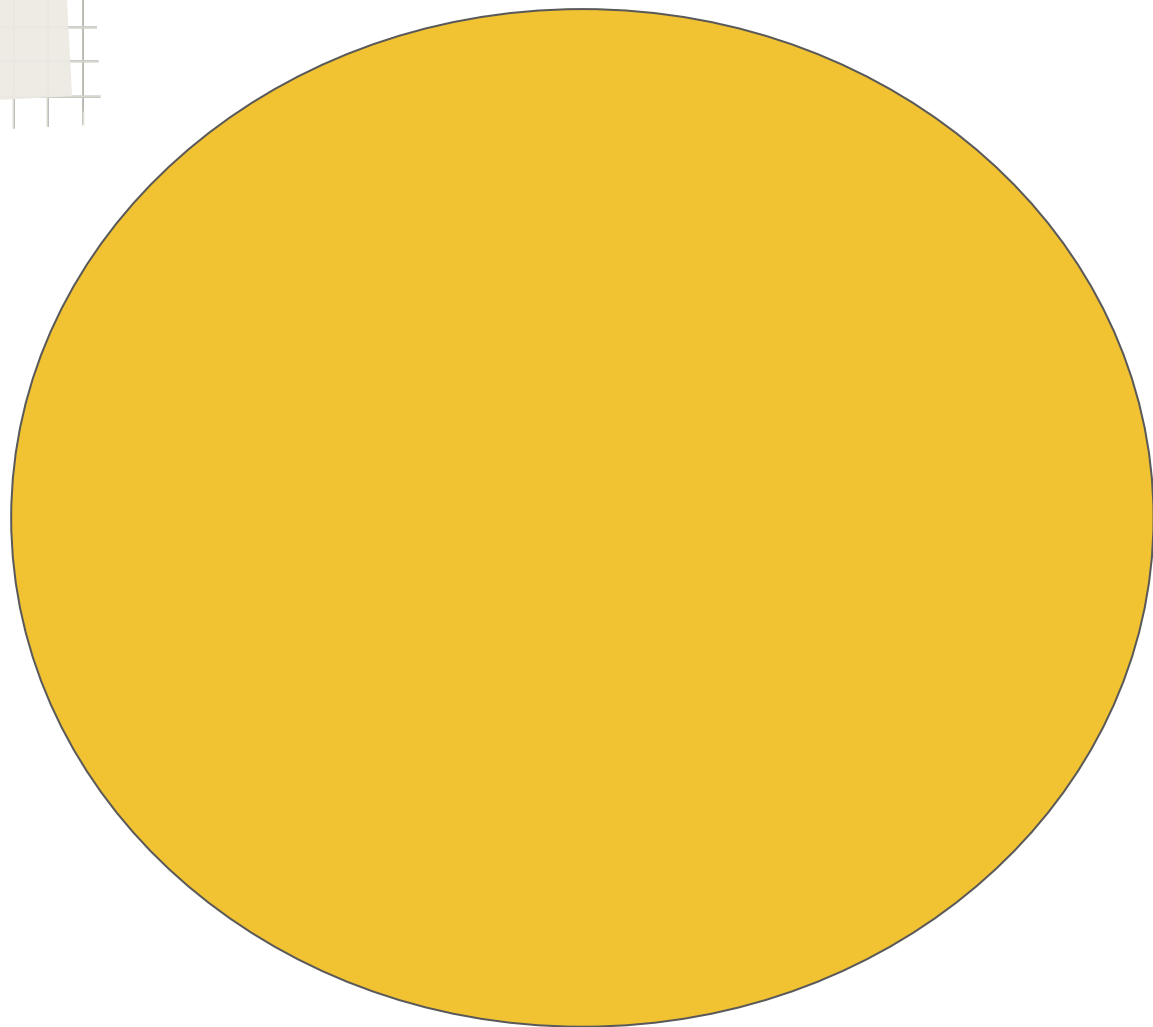
1. Cut out the traffic lights and sticky tape them to a popsicle stick.
2. Choose one person to call out the instructions for the other children to follow. There's a choice of three instructions, all relating to the colour of traffic lights - either "red", "green" or "yellow".
3. If "red" is called, hold up the red traffic light, then everyone must stand very still and silent.
4. If "green" is called, hold up the green traffic light, then everyone moves around quite fast.
5. If "yellow" is called, hold up the amber traffic light, then everyone moves around in slow motion.
6. Continue the game, gradually calling instructions faster and faster to see if the children can keep up.

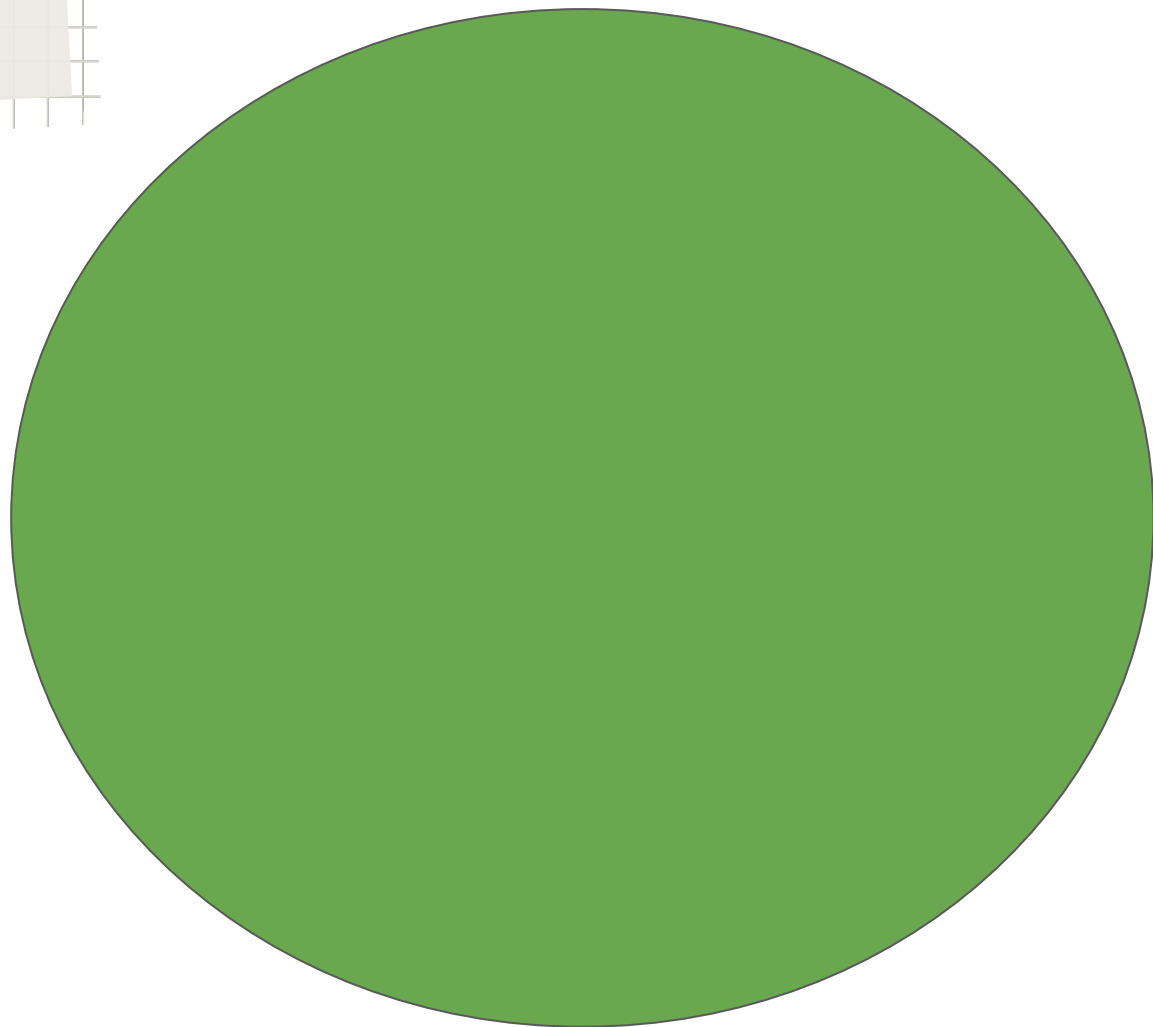


Link

Jesus is the light for all people. The light shines even in the darkness.







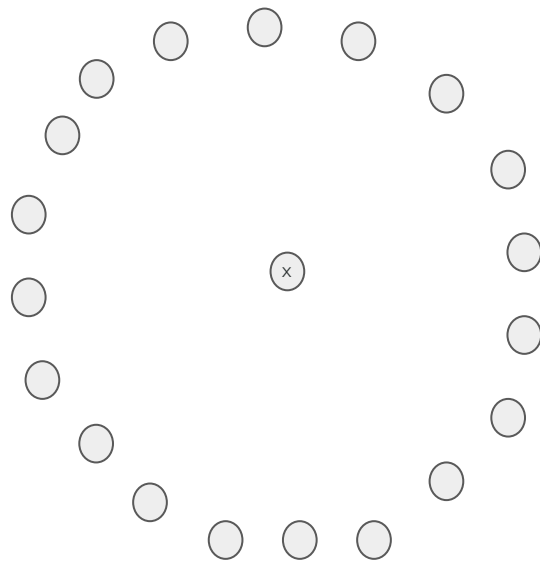
GAME: Bible Bumpers

YOU'LL NEED...

- Floor dots
- Words from Bible verse written onto individual cards (2 copies)
- Printout of Worksheet #5 (scripture verse to be read out)

STEPS

1. Each player stands on dot (or for an added challenge, have them sit). They are given a card with a single word on it (from the Scripture John 1:1-3,14. *[There are 71 words listed in the version on the next page].*
2. There is one less marker than players. This person is to stand in the centre.
3. A leader slowly reads out the memory verse from John 1: 1-3,14
4. When players hear their word called, the leader pauses, and those players with that word, race to switch places with another player who has the same word.
5. At the same time, the player standing in the centre must race to one of the vacant spots before one of the other 'switching' players gets there.
6. The player who misses out (doesn't get to the spot on time) is the new person in the centre.
7. Continue playing until the entire passage has been read.



Link

Playing games with the scripture verse as a focus is just one way to help cement God's word in our heart.

In the beginning, the Word was already there. The Word was with God, and the Word was God. He was with God in the beginning. All things were made through him.

The Word became a human being. He made his home with us. We have seen his glory. It is the glory of the One and Only, who came from the Father. And the Word was full of grace and truth.