



## Resource Pack

*Children's ministry resources & activities for groups & families exploring this week's theme.*

[stbartskids.org](http://stbartskids.org)



WEEK 2

# Water into Wine

The Gospel of John / John 2:1-11

OVERVIEW

GATHER

READ

CHAT

DO

PRAY




SO THAT YOU MIGHT **BELIEVE**  
THE GOSPEL OF JOHN



# Water into Wine

*John 2:1-11*



## HOW TO USE THIS RESOURCE

This resource has been written and produced by St Bart's Kids and we're delighted to be able to share this curriculum with you. We pray that it would be an amazing tool to aid teaching and learning occurring either at home or within your children's ministry setting.

This package is part of a series based on **the Gospel of John**. The items within this package all pertain to **one session**.

The tabs on this document will help guide the main sections that should be incorporated within a session. Within each section you will find modifications for different age/learning levels - look for the tags Early Childhood, Lower Primary, Middle Primary, and Upper Primary.

All of the items within  
If you have any questions or would like to know more about St Bart's Kids resources, please contact  
[hello@stbartskids.org](mailto:hello@stbartskids.org)

## TIMING

Welcome and play	15mins
Teaching Time (includes morning tea for Early Childhood)	15mins
Game (Kindy - Year 6 only)	10mins
Small Groups/Activities	20mins
Worship	10mins
Check-out	

## MATERIALS

- ☐ Threading Pictures (Worksheet #1)
- ☐ Shoelaces
- ☐ Printout of first sheet of colouring for creche and preschool (Worksheet #2)
- ☐ Printout of all sheets of colouring for Kindy (Worksheet #2)
- ☐ Scissors
- ☐ Stapler
- ☐ Glue
- ☐ Colouring pencils / Crayons
- ☐ A collection of picture books or children's Bibles
- ☐ Choose stories that focus on Jesus' miracles
- ☐ Large container of water
- ☐ Water toys, containers, funnels and other objects that can be used in water
- ☐ Large bottles of water
- ☐ Red food colouring
- ☐ Containers, funnels, cups, and plastic jugs
- ☐ Worksheet #3
- ☐ Clipboards
- ☐ Pencils
- ☐ Printouts of Boardgame, question cards, and jar cards (see link to blogpost)
- ☐ Dice
- ☐ markers/counters
- ☐ A4 paper
- ☐ Scissors
- ☐ Lead Pencils
- ☐ Red pencils
- ☐ Blue pencils
- ☐ Buckets
- ☐ Cups
- ☐ Water
- ☐ Outdoor space

## ADDITIONAL INFO

This resource is the second in a twelve week series based on the Gospel of John.



## SESSION OUTLINE

### SERIES

The Gospel of John

### BIBLE FOCUS

John 2:1-11

### TOPIC

Water into Wine

WEEK

2

OVERVIEW

GATHER

READ

CHAT

DO

PRAY

### THIS WEEK'S FOCUS

When Jesus turned water into wine at a wedding, it was his first big miracle. Jesus showed everyone that he is God's Son and can do impossible things, pointing to his glorious kingdom.

### ADDITIONAL RESOURCES

Here are some resources we recommend for helping teach the Gospel to kids.

1. [The Book of John in Song for Kids](#)
2. [God's Story: John](#)

### SERIES OVERVIEW

The Gospel of John is unique in the New Testament. Where the Gospel of Mark begins with Jesus' launch into ministry, Luke opens with the foretelling of John the Baptist's birth, and Matthew commences with a summary of Jesus' genealogy, John transports us much further back: to the very beginning! In the beginning was the Word!

Right from the opening words of John, he not only shows us the supremacy and glory of Jesus, but he calls us to recognise and respond to Jesus. John's intent is not only to provide a faithful account of Jesus' life, death, and resurrection, but so that this news would cause a change in us. That we would believe that Jesus is the Messiah and Son of God. The purpose of John's Gospel—as Don Carson put it—is to make us believers.

### MULTIMEDIA

1. [SBK Kids Talk](#)
2. [Jesus turns water into wine \(Saddleback Kids\)](#)

### SONGS

#### EARLY CHILDHOOD

1. [Kids Praise - The Miracles of Jesus](#)
2. [God is Good](#)
3. [Glorious](#)

### SONGS

#### PRIMARY

1. [What a Mighty God we Serve](#)
2. [Jesus is the King \(Emu Music\)](#)
3. [Sing wherever I go \(We the Kingdom\)](#)



## FOCUS

When Jesus turned water into wine at a wedding, it was his first big miracle. Jesus showed everyone that he is God's Son and can do impossible things, pointing to his glorious kingdom.

## WARM-UPS

- *Imagine that you are planning a party. What would be on your checklist of things you must have there, so everyone would enjoy themselves?*
- *How would you feel if you ran out of some of the things on that list? What would be the worst thing to run out of?*

## TEACHING TIME

## Water into Wine

In some countries today, weddings are a very long party. In parts of Africa, weddings will last all day - even a whole weekend. In the Middle East, they can last for a few days. Imagine what it would be like trying to plan how much food and drink you would need for all the guests who might come?

Jesus was invited to a wedding a bit like that. He came with his disciples and some of his family - but it could be that the whole village was invited - and the neighbouring villages as well.

As the wedding festivities continued, the wine began to run out. Running out of wine was a big embarrassment for the groom. A disaster!

Jesus' mother noticed the problem and she went straight to Jesus. Jesus asked the servants to fill 6 large stone jars with water. *The jars would have been about 80cm high and 35 cm wide at the mouth. At the wedding, they would have been used for special washing before the meal.*

After the servants had filled the 6 jars with water, Jesus told them to serve the "water" to the man in charge of the wedding feast.

The man was astounded - when he started to drink, he declared that it was by far the best wine at the wedding! He even asked the groom why he had kept the best till the end!

This was Jesus' very first miracle! It was the very first sign pointing to who he is and who God is. When he changed to water into wine, he was showing them God's glory- and that God was both very powerful AND very kind.

Jesus had transformed a disaster into a celebration. The groom would have been so relieved and grateful!. And the disciples saw it - and believed that Jesus was no ordinary person. He was God. Their lives were changed!

Jesus' can change our lives too. That's what he wants to do. If we follow him like the disciples did, he will change us to be more like him..

## APPLICATION QUESTIONS

## 1. Early Childhood

Jesus show God's kindness when he turned the water into wine. Who can we be kind this week?

## 2. Lower Primary

If we believe in Jesus, he wants us to be more like him. Who can we be kind this week?

## 3. Middle Primary

If we believe in Jesus, he wants us to be more like him. Who can we be kind this week?

## 4. Upper Primary

If Jesus showed that God is both kind and powerful, what difference will that make to us as we follow him this week?

## Early Childhood


## Water into Wine



One day Jesus went with his mother and his disciples to a wedding.



When they were at the wedding, the wine ran out. So Jesus' mother told Jesus what had happened.



Six huge water jars stood nearby.

## Early Childhood



Jesus said to the servants,  
“Fill the jars with water.”

So they filled them up.



Then he told them, “Now  
take a cup full to the  
person in charge of the  
wedding.”

They did exactly what he  
said.



Not knowing where it had  
come from, the person in  
charge tasted it and  
shouted, “Wow! Why have  
you kept the best wine  
until last?”



## Early Childhood



This was the first sign that showed who Jesus really was. Jesus showed his glory by doing this sign.

# Believe

And his disciples believed in him.

## Lower Primary

## Water into Wine




1-2 One day Jesus went with his mother and his disciples to a wedding.



3-5 When they were at the wedding, the wine ran out. So Jesus' mother told Jesus what had happened.

## Lower Primary



6 Six huge water jars stood nearby.



7 Jesus said to the servants, "Fill the jars with water."

So they filled them up.



8 Then he told them, “Now take a cup full to the person in charge of the wedding.”


They did exactly what he said.



9-10 Not knowing where it had come from, the person in charge tasted it and shouted, “Wow! Why have you kept the best wine until last?”



Lower Primary



# Believe

11 This was the first sign that showed who Jesus really was. Jesus showed his glory by doing this sign.

16-17 And his disciples believed in him.

## Middle Primary


## Water into Wine



1-2 Jesus, his mother, and his disciples were invited to a wedding in Cana.



3 Jesus' mother came to him and said, "They've run out of wine."




4 Jesus replied, "Why are you telling me about this? It's not yet the time for me to show who I really am."

## Middle Primary



5 His mother said to the servants, “Do whatever he tells you.”



6 Six huge water jars stood nearby. Each jar could hold about 120 litres.



7 Jesus told the servants “Fill the jars with water.” So they filled them to the top.


## Middle Primary



8 Then he told them, “Now take a cup-full to the person in charge of the wedding.” They did exactly what he said.



9-10 Not knowing where it had come from, when the person in charge tasted it he exclaimed, “Wow! Why have you kept the best wine until last?”



11 This was the first sign that showed Jesus’ glory. And his disciples believed in him.



## SERIES

The Gospel of John

## BIBLE FOCUS

John 2:1-11

## TOPIC

Water into Wine

## DISCUSSION QUESTIONS

View SBK ebook John 2: 1-11

- If you're invited to a party, what do most look forward to?**
- Jesus, his mother and his disciples went to a wedding party - and something went wrong. What was it?**  
They had run out of wine.
- Who told Jesus about the problem?**  
His mother.
- What did Jesus tell the servants to do?**
  - Go home
  - Fill some big water jars with water
  - Go to the shops to buy wine
  - Give a cupful of what was in the jars, to the man in charge of the wedding.
- Why was the man in charge of the wedding so surprised?** It tasted like wine - and the very best wine!  
He wondered why they had kept the best till last.
- What do you think the disciples believed about Jesus when they saw this miracle?**  
Jesus must be God.

*What Jesus did here in Cana of Galilee was the first of the signs through which he revealed his glory; and his disciples believed in him. John 2:11*

## FOCUS

When Jesus turned water into wine at a wedding, it was his first big miracle. Jesus showed everyone that he is God's Son and can do impossible things, pointing to his glorious kingdom.

## Early Childhood

## PRAYER

Dear God,  
THANK YOU that Jesus showed us clear signs that he was the Son of God.  
HELP US to keep learning more about you by reading these stories of Jesus.  
Amen.

SERIES

The Gospel of John

BIBLE FOCUS

John 2:1-11

TOPIC

Water into Wine

## DISCUSSION QUESTIONS

Read SBK Scripture - Lower Primary (John 2: 1-11)

1. **If you're invited to a party, what do most look forward to? How would you feel if one of the things you were looking forward to, was missing?**

2. **Jesus, his mother and his disciples went to a wedding - and something went wrong. What was it?**

They had run out of wine.

3. **Who told Jesus about the problem?**  
His mother.

4. **Jesus gave some instructions to the servants. What did he tell them to do?**

- Go home
- Fill some big water jars with water
- Go to the shops to buy wine
- Give a cupful of what was in the jars, to the man in charge of the wedding.

5. **Why was the man in charge of the wedding so surprised?** It tasted like wine - and the very best wine! He wondered why they had kept the best till last.

6. **What was special about this miracle of turning water into wine?**

It was the very first miracle Jesus had done.

7. **What do you think the disciples believed about Jesus when they saw what he had done?**

He is God - because he could do this miracle.

He is very kind - because he helped out at the wedding so that they would not be embarrassed.

Through what Jesus did, people were able to see the Glory of God.

8. **What do you believe about Jesus?**

Invite children to talk about his kindness and power - but also other things they are learning about Jesus.

## FOCUS

When Jesus turned water into wine at a wedding, it was his first big miracle. Jesus showed everyone that he is God's Son and can do impossible things, pointing to his glorious kingdom.

## Lower Primary

## PRAYER

Gracious God,  
Thank you that you have revealed your glory to us in your Son.  
Please help us to recognise and believe in him.  
In Jesus' name,  
Amen.



## DISCUSSION QUESTIONS

### FOCUS

When Jesus turned water into wine at a wedding, it was his first big miracle. Jesus showed everyone that he is God's Son and can do impossible things, pointing to his glorious kingdom.

### Middle Primary

### PRAYER

Gracious God,  
Thank you that you have revealed your glory to us in your Son.  
Please help us to recognise and believe in him.  
In Jesus' name,  
Amen.

Read SBK Middle Primary Scripture (John 2: 1-11)

- 1. If you're invited to a party, what do most look forward to? How would you feel if one of the things you were looking forward to, was missing?**
- 2. Jesus went to a wedding party with his disciples and some of this family. What went wrong v3?**  
The wine had run out. Guests would be disappointed.
- 3. What did Jesus say to his mother when she told him about the wine v4?**
  - (a) Go to the shops to buy some more
  - (b) It's got nothing to do with us
  - (c) This is a very badly-planned wedding
  - (d) It's not the right time for me to show who I am
- 4. Why do you think that Mary was confident that Jesus could help?** She would have remembered the promises that the angel had made about him before his birth: he will be great, the Son of God, a king. And she'd watched him grow up into someone special.

Explain that Jesus was not being rude - but he was to follow his Father's timing, not Mary's.

- 5. Read v6-8. What 2 things did Jesus tell the servants to do?**  
Fill 6 large pots with water and then take a cupful to the man-in-charge of the feast.

- 6. What did the man in charge of the wedding notice about the wine Jesus made v8-10?** It was the best wine that they had at the whole feast.
- 7. What does this miracle show us about Jesus' kindness?**  
He saved the groom from a lot of embarrassment. And such high-quality wine would have been a special treat for everyone there.
- 8. How did the miracle show Jesus' power?**  
No one else could turn ordinary water into wine.
- 9. This was the first miracle of Jesus, that the disciples had seen. How did it change them?**  
They believed! They had seen Jesus' glory. They began to understand that although he was a human being just like them, he was also God.
- 10. What do you believe about Jesus? How might that make a difference to you this week?**  
Invite children to respond - and to talk about how they might show some of Jesus' kindness to others this week, and trust God to help them do that.

*What Jesus did here in Cana of Galilee was the first of the signs through which he revealed his glory; and his disciples believed in him. John 2:11*

## FOCUS

When Jesus turned water into wine at a wedding, it was his first big miracle. Jesus showed everyone that he is God's Son and can do impossible things, pointing to his glorious kingdom.

## Upper Primary

## PRAYER

Gracious God,  
Thank you that you have revealed your glory to us in your Son.  
Please help us to recognise and believe in him.  
In Jesus' name,  
Amen.

## DISCUSSION QUESTIONS

Read John 2: 1-11 in NIV Bible

- If you're invited to a party, what do most look forward to? How would you feel if one of the things you were looking forward to, was missing?**
- Jesus went to a wedding party with his disciples and some of this family. What did Mary notice v3?**  
The wine had run out. Guests would be disappointed.
- Read verse 4. What do you think Jesus meant when he said to his mother that the time was not right for him to show who he really was?**  
Explain that Jesus was not being rude - but he was to follow his Father's timing, not Mary's.
- Ead verse 5: Why do you think that Mary was confident that Jesus could help. Remember that Jesus had not yet performed a miracle**  
Mary would have remembered the promises that the angel had made about him before his birth: he will be great, the Son of God, a king. And she had watched him grow up into someone very special..
- Read v6-8. What 2 things did Jesus tell the servants to do?**  
Fill 6 large pots and then take a cupful to the man-in-charge of the feast.
- What did the man in charge of the dinner, notice about the wine Jesus made v8-10?** It was of such high quality that he couldn't understand why it hadn't been served first.
- What does this miracle show us about Jesus' kindness?**  
He saved the groom from a lot of embarrassment. And such high-quality wine would have been a special treat for everyone there.
- How did the miracle show Jesus' power?**  
No one else could turn ordinary water into wine.
- This was the first miracle of Jesus, that the disciples had seen. How did it change them?**  
They believed! They had seen Jesus' glory. They began to understand that although he was a human being just like them, he was also God.
- How will believing in Jesus change us this week?**  
We could practice noticing the people who need some kindness this week, and help them.  
And we could tell our friends why we believe in Jesus. - just like the first disciples did.

*What Jesus did here in Cana of Galilee was the first of the signs through which he revealed his glory; and his disciples believed in him. John 2:11* <sup>23</sup>



## FOCUS

When Jesus turned water into wine at a wedding, it was his first big miracle. Jesus showed everyone that he is God's Son and can do impossible things, pointing to his glorious kingdom.

## EARLY CHILDHOOD

Dear God,

THANK YOU that Jesus showed us clear signs that he was the Son of God.

HELP US to keep learning more about you by reading these stories of Jesus.

Amen.

## SUNDAY SCHOOL

Gracious God,

Thank you that you have revealed your glory to us in your Son.

Please help us to recognise and believe in him.

In Jesus' name,

Amen.

## TIPS

*Reflect on all the amazing, impossible things that God has done throughout the Bible. Can you think of a time when he has done the impossible in your own life? Or the life of someone you know?*

## Early Childhood

Dear God,

THANK YOU that Jesus showed us clear signs that he was the Son of God.

HELP US to keep learning more about you by reading these stories of Jesus.

Amen.

## Sunday School

Gracious God,

Thank you that you have revealed your glory to us  
in your Son.

Please help us to recognise and believe in him.

In Jesus' name,

Amen.

## FOCUS

When Jesus turned water into wine at a wedding, it was his first big miracle. Jesus showed everyone that he is God's Son and can do impossible things, pointing to his glorious kingdom.

*In this section, you'll find activities for Early Childhood and Primary School aged kids. There's a range of crafts, activities and games suitable for both individuals and groups.*

## EARLY CHILDHOOD

- Threading
- Colouring / Booklet
- Storytime
- Water Play (Kindy)

## SUNDAY SCHOOL

- Pour that water! (P)
- I Spy (1-2)
- Wedding at Cana File Folder Game (3-4)
- Flip Book (5-6)

## GAMES

- Water Relay (Kindy)
- Water Relay (P-6)

# Threading

## YOU'LL NEED...

- Threading Pictures (Worksheet #1)
- Shoelaces

## STEPS

1. Have threading pictures printed, cut out and laminated. Punch holes around the edges to create spaces to thread the shoelaces through.
2. Using the shoelaces, attach one end to each picture and knot the end to secure it.
3. Have the children weave around the edge of the picture.



### Link

*Jesus said to the servants, "Fill the jars with water." So they filled them to the top. Jesus changes the water into wine.*



# Colouring / Booklet

## YOU'LL NEED...

- Printout of first sheet of colouring for creche and preschool (Worksheet #2)
- Printout of all sheets of colouring for Kindy (Worksheet #2)
- Scissors
- Stapler
- Glue
- Colouring pencils / Crayons


## STEPS

1. For creche and preschool give each child a colouring in sheet.
2. Encourage them to colour in the picture. Talking about each drawing and what Jesus did.
3. For kindy, they'll be making a booklet. Beforehand cut out the pictures on the first page and cut the other two pages in half.
4. Get the children to colour in the pictures from the first page.
5. Help the children match the picture to the story on the other pages and glue them to the correct one.
6. Once completed staple the booklet together.

Credit to source:

Ministry to Children

<https://ministry-to-children.com/water-into-wine-coloring-pages/#gsc.tab=0>



Link


*Jesus changes water into wine.*

## WORKSHEET 2

The Colouring/Booklet printable can be found on the following pages.







Jesus changes water into wine...

John 2



**1.**

---

Jesus went to  
a wedding.

---

**2.**

---

They ran out  
of wine!

---

**3.**

---

Jesus turned water  
into wine.

---

**4.**

---

There was enough  
for all the  
guests.

---

# Storytime

## YOU'LL NEED...

- A collection of picture books or children's Bibles
- Choose stories that focus on Jesus' miracles

### SERIES

The Gospel of John

### BIBLE FOCUS

John 2:1-11

### TOPIC

Water into Wine

## STEPS

1. Gather the children and read to them a selection of books.
2. Between each story, try and remind the children how the Bible is full of stories about Jesus' miracles.



### Link

*When Jesus turned water into wine at a wedding, it was his first big miracle. Jesus showed everyone that he is God's Son and can do impossible things, pointing to his glorious kingdom*

# Water Play

## YOU'LL NEED...

- Large container of water
- Water toys, containers, funnels and other objects that can be used in water

## STEPS

1. Fill a large container with water.
2. Let the children play in the water with the toys, containers, funnels and other objects.



### Link

Jesus said to the servants, "Fill the jars with water." So they filled them to the top. Jesus changes the water into wine.

# Pour that Water!

## YOU'LL NEED...

- Large bottles of water
- Red food colouring
- Containers, funnels, cups, and plastic jugs

## STEPS

1. Fill bottles/containers with water.
2. Ask the children what colour the water is. Then add a couple of drops of food colouring to the water and mix. Allow the children to describe what happened. *(Let the children know that what happened here just changed the colour, not the taste or texture of the water. However when Jesus changed water into wine, it was a miracle!)*
3. Let the children play with the water with the containers, funnels and other objects, practising pouring from one container into another.

[Link](#)

Jesus said to the servants, "Fill the jars with water." So they filled them to the top. Jesus changes the water into wine.

## STEPS

1. Hand out the I Spy pages.  
Demonstrate how to locate and count each image and record this number at the base of the page. The object of the activity is to try and find the correct number of hidden objects on the page.
2. Optional: if finished, play a game of I Spy, each taking turns to select an object and have others guess what it is.



Link

Each of the images used in this activity relate back to today's story of the Wedding at Cana.

## YOU'LL NEED...

- Worksheet #3
- Clipboards
- Pencils









The printout of the I SPY Activity is available on the following page.



# I Spy



Count the number of objects in the picture above.



# Wedding at Cana File Folder Game

## YOU'LL NEED...

- Printouts of Boardgame, question cards, and jar cards (see link to blogpost)
- Dice
- markers/counters

## SERIES

The Gospel of John

## BIBLE FOCUS

John 2:1-11

## TOPIC

Water into Wine

## STEPS

1. Play a quiz game that helps the children recounts the story of the Wedding at Cana in a fun and competitive way. This [File Folder Game designed by Amazing Grace](#) is one we found to use. Otherwise, why not create your own!

## HOW TO PLAY:

2. Place markers anywhere on the board. Players take turns to roll the die and move that many spaces (clockwise).
3. If you land on a "?", the player to your left draws a card and reads it out loud. If you answer this question correctly, you receive a jar. If you land on a "Take A Jar", you can take a jar from any player. If you land on "Lose A Jar", you must return a jar to the pile.
4. If you land on "Give A Jar Away", you must give one of your jars to a player.
5. Players work their way around the board and try to collect jars. The first player to collect 6 jars wins.



Link

As you play this game, there are lots of comprehension question cards that allow the children to recall the main events of the story of the Wedding of Cana.

# Flip Books


## YOU'LL NEED...

- A4 paper
- Scissors
- Lead Pencils
- Red pencils
- Blue pencils

## STEPS

1. Provide each child with a strip of long paper and a pencil. *Create the strips by folding an A4 page in half (lengthway) and in half again. Cut along the lines to produce 4 strips.*
2. Fold the strip of paper in half. Then lightly pencil each half into thirds (so the strip now has six sections).
3. Open up the strip and in box number 5, draw an empty jug. Once happy with the design, go over this in black marker and colour in the liquid inside the jug BLUE.
4. Now fold the strip over so that boxes 1-3 are covering the jug. Copy the jug into box 2 (you should be able to see the outline and trace it). Colour the liquid inside this jug RED.
5. Now curl the end of this top layer and continue to curl it around a pencil until the top layer is all wound up. Using the pencil, slide it back and forth across the page in order to turn the water into wine!

This [video](#) show the concept of how to create this mini story flip book.



Link

*This flipbook is an engaging, hands-on Sunday School activity that helps children visualize Jesus' first miracle from John 2:1-11.*

## GAME: Water Relay

### YOU'LL NEED...

- Buckets
- Cups
- Water
- Outdoor space

### STEPS

1. Gather the children into two groups, lining them in parallel lines at one end of the area.
2. Set up the buckets in front of the children - the empty buckets are directly in front of the line, the buckets with water in them are at the other end.
3. Explain to the children that it will be a relay race against the other team. You each need to fill as much water in the bucket as you can.
4. Give each team one cup. When the leader says GO, the first child runs to the bucket with water and fills their cup up and runs back and pours the water into their empty bucket.
5. The child passes the cup to the next child in their team and that child runs to get more water.
6. Repeat until everyone has had a turn, whichever team fills the most wins.



### Link

*Jesus said to the servants, "Fill the jars with water." So they filled them to the top.*