



Resource Pack

Children's ministry resources & activities for groups & families exploring this week's theme.

stbartskids.org



WEEK 9b

Good Friday

The Gospel of John / John 19:1-37

OVERVIEW

GATHER

READ

CHAT

DO

PRAY

Good Friday

John 19



HOW TO USE THIS RESOURCE

This resource has been written and produced by St Bart's Kids and we're delighted to be able to share this curriculum with you. We pray that it would be an amazing tool to aid teaching and learning occurring either at home or within your children's ministry setting.

This package connects with our series on **the Gospel of John**. The items within this package all pertain to **one session**.

The tabs on this document will help guide the main sections that should be incorporated within a session. Within each section you will find modifications for different age/learning levels - look for the tags Early Childhood, Lower Primary, Middle Primary, and Upper Primary.

All of the items within
If you have any questions or would like to know more about St Bart's Kids resources, please contact hello@stbartskids.org

TIMING

Check-In	from...	9:00am
Gathered Worship (Auditorium) (Including Kids Talk)		10mins
SBK Program Begins		
Welcome and Teaching		10mins
Game (Kindy - Year 6 only)		15mins
Small Groups/Activities		30mins
Recap and Worship		10mins
Check-out		

MATERIALS

- Sensory Table / Large Container
- Sand / Oats / Rice
- Artificial Grass
- Rocks and Plants
- Cups / Small Containers
- Crosses made out of coloured paddle pop sticks
- Placemat Printouts (EC)
- Pencils or crayons
- Easter Symbols Cards
- Drawing or printout of a cross
- Glue
- Different coloured paper squares
- Hopscotch set (or chalk to draw this on the floor)
- Small toss beanbags
- Canvas or Cardboard
- Paint Sticks
- Large Alphabet Stickers
- Play dough
- Printed and laminated play dough mats
- Play dough accessories (optional)
- Butcher's Paper
- Felt Tip Pen
- Children's Bible
- Coloured Pony Beads
- Hat Elastic
- Coloured Easter bead poem printouts
- Scissors
- Placemat printouts (SS)
- Coloured Pencils/Felt Pens
- Pipecleaners
- Easter Symbol Cards
- Milk Arrowroot Biscuits
- Royal icing
- Icing pens
- Cut out images from 'Believe' sermon series
- Large letters spelling 'believe'
- gluesticks

ADDITIONAL INFO

This resource is a modified version of a regular Sunday curriculum. It includes an all-in teaching component, some multi-age activities (split into EC and SS sections), games, and worship.

It is intentionally designed to help children engage with the story of Easter and to remind them of what Jesus did for us through his death and resurrection on the cross.

SESSION OUTLINE

SERIES

The Gospel of John

BIBLE FOCUS

John 19:1-37

TOPIC

Good Friday

WEEK

9b

OVERVIEW

THIS WEEK'S FOCUS

Jesus died on the cross, betrayed, alone, and innocent. Yet through this darkness, we see a light that shines in the darkness.

SERIES OVERVIEW

EASTER - Good Friday

Remembering - with sorrow for our sin and gratitude for God's grace - Jesus' love poured out on the cross.

About three in the afternoon Jesus cried out in a loud voice, "Eli, Eli, lema sabachthani?" (which means "My God, my God, why have you forsaken me?"). And when Jesus had cried out again in a loud voice, he gave up his spirit. At that moment the curtain of the temple was torn in two from top to bottom. The earth shook, the rocks split and the tombs broke open. Matthew 27:46,50,51-52

MULTIMEDIA

1. [SBK Kids Talk](#)
2. [The Easter Story](#)

ADDITIONAL RESOURCES

Here are some resources we recommend for helping teach the Gospel to kids.

1. [The Book of John in Song for Kids](#)
2. [God's Story: John](#)

SONGS

EARLY CHILDHOOD

1. [Jesus is the King](#)
2. [EARLY CHILDHOOD WORSHIP \(I Believe in Jesus\)](#)
3. [Boss of the Cross](#)

SONGS

PRIMARY

1. [All Around the World](#)
2. [Jesus is the King](#)
3. [Boss of the Cross](#)



GATHER

READ

CHAT

DO

PRAY

FOCUS

Jesus died on the cross, betrayed, alone, and innocent. Yet through this darkness, we see a light that shines in the darkness.

WARM-UPS

- How would you describe Good Friday to a friend?

TEACHING TIME

Jesus' Death

Have you ever had a friend lie to you? Have you had people doubt you? Have you had people try and turn others against you?

Did you know Jesus experienced all this and more.

Even though Jesus is the Son of God, he endured a sham trial, the betrayal of a friend, evil motives of some leaders, the false testimony of some, and the shock of his own disciples running away when he needed them the most.

Jesus warns of his death (in both words and actions) many times through John's Gospel.

> "Destroy this temple and I will raise it again in three days" John 2:19

> I am with you only a short time." John 7:33

> "The good shepherd lays down his life for the sheep." John 10:11

> "I lay down my life..." John 10:17-18

> "Jesus knew that his hour had come to leave this world." John 13:1

> "Where I am going you cannot come." John 13:33

> "In a little while you will see me no more." John 16:16

But Jesus' crucifixion wasn't a hiccup or a detour in God's salvation plan. No, instead it was because of this that we can have life.

Many would mock Jesus or deny him as King. But for those who recognize and believe in him, are able to delight in the finished work on the cross and that Jesus conquered sin and death.

APPLICATION QUESTIONS

1. Early Childhood

What happened on the cross?

2. Lower Primary

What makes Good Friday 'good'?

3. Middle Primary

How do you feel about God's Son, the one true King, being crucified?

4. Upper Primary

Can you think of at least one person who you can share the Good News with this Easter?

Our Mission: Making and maturing disciples of Jesus Christ, for God's glory.

SBK Purpose : to love, nurture, and disciple children and their families as followers of Jesus.

FOCUS

Jesus died on the cross, betrayed, alone, and innocent. Yet through this darkness, we see a light that shines in the darkness.

Key message:

Explain Easter Art Project

Check-out

New Families/Visitors today/over the weekend

Bookshop available after the services.

Free book for families available at check-in.

Team Briefing - notices, upcoming events, focus for kids/families, resources.

1. _____

2. _____

3. _____

4. _____

New Children/Families this month:

New Team this month:



FOCUS

Jesus died on the cross, betrayed, alone, and innocent. Yet through this darkness, we see a light that shines in the darkness.

EARLY CHILDHOOD

Dear God,

THANK YOU for Jesus!

THANK YOU that he died on the cross for our sins.

THANK YOU that we get to have forgiveness and new life because of what Jesus did.

Amen

SUNDAY SCHOOL

Lord Jesus,

We come before you with heavy hearts, knowing all that you endured on the cross was because of our sins. Although you didn't deserve it, you choose to be separated from God and die to take away our sins.

When you stretched out your arms on that cross, you showed us just how much you love us. Thank you that you paid the price and made the ultimate sacrifice so that we can have eternal life.

Amen.

TIPS

Play some quiet music and have children find their own space to reflect and talk to Jesus.

Early Childhood

Dear God,

THANK YOU for Jesus!

THANK YOU that he died on the cross for our sins.

THANK YOU that we get to have forgiveness and new life because of what Jesus did.

Amen

Sunday School

Lord Jesus,

We come before you with heavy hearts, knowing all that you endured on the cross was because of our sins. Although you didn't deserve it, you choose to be separated from God and die to take away our sins.

When you stretched out your arms on that cross, you showed us just how much you love us. Thank you that you paid the price and made the ultimate sacrifice so that we can have eternal life.

Amen.

FOCUS

Jesus died on the cross, betrayed, alone, and innocent. Yet through this darkness, we see a light that shines in the darkness.

In this section, you'll find activities for Early Childhood and Primary School aged kids. There's a range of crafts, activities and games suitable for both individuals and groups.

EARLY CHILDHOOD

- Sensory Table
- Easter Placemat
- Find the Images
- Cross Mosaic
- Cross Hopscotch
- Group Painting
- Play dough Mats

SUNDAY SCHOOL

- Draw the Story
- Beaded Bracelets
- Easter Placemats
- Story Shapes
- Heart of Nails
- Iced Egg Biscuits
- Paper Cross Chain

GAMES

- Corners (Cross, Tomb, Crown, Palm Branch) (optional activity)

Easter Activities

Good Friday



A collection of activity ideas that highlight key parts of the Easter story. The activities selected aim to be interactive and appeal to various learning styles. This set of activities is appropriate for **early childhood** aged children.

Each of the activities included in this set have been created as a reflection to the purpose of John's Gospel writing: So that you might believe.

Sensory Table

The Easter Story



Sensory Table

The Easter Story



You will need:

Sensory Table / Large
Container
Sand / Oats / Rice
Artificial Grass
Rocks and Plants
Cups / Small Containers
Crosses made out of
coloured paddle pop sticks

1

Set up the sensory table by putting the different **materials** out to make a scene.

2

Encourage the children to **play** and **explore** the different materials.

3

Where opportunity allows, ask the children if they know **what happened** on the cross (Jesus died).

It was just before the Passover Feast. Jesus knew that the time had come for him to leave this world. It was time for him to go to the Father. Jesus loved his disciples who were in the world. So he now loved them to the very end. John 13:1

Sensory Table

The Easter Story



1



2




3



Easter Placemat

The Easter Story



Easter Placemat

The Easter Story



You will need:

Placemat Printout
Pencils or Crayons

1

Hand out the placemat printout and pencils or crayons.

2

Colour in the three crosses, **reflecting** on the story of Jesus' death and resurrection.


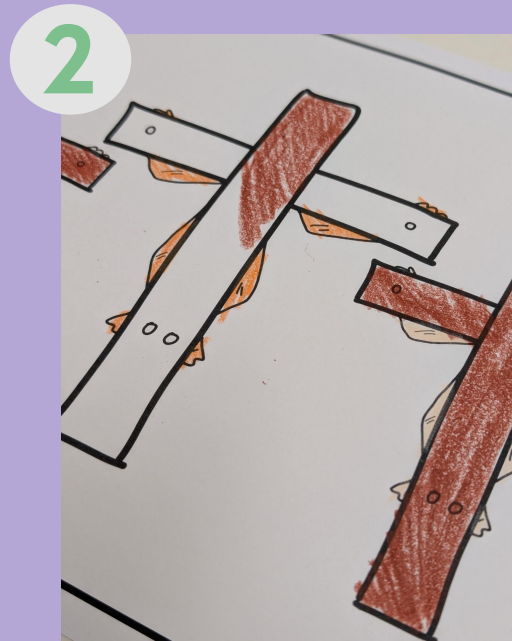
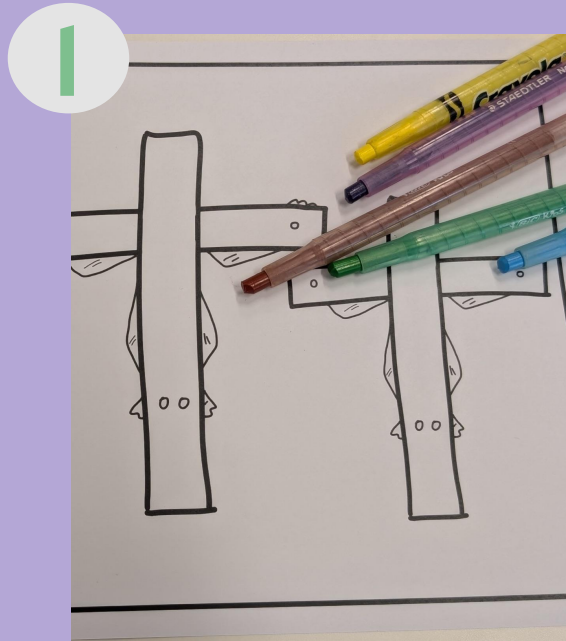
3

OPTIONAL: Once finished, **laminat**e the poster and use as a placemat at dinnertime!

*There they nailed Jesus to the cross. Two other men were crucified with him. One was on each side of him. Jesus was in the middle.
John 19:18*

Easter Placemat

The Easter Story



Find the Images

Easter Symbols



Find the Images

Easter Symbols



- 1** **Hide** the Easter symbol cards around the room or outside. Hide the **images** ahead of time or ask the children to close their eyes.
- 2** **On go**, the children are to **find** all of the images.
- 3** Once brought back, they may be **collected** and if time the **children** may hide them again.

On the evening of that first day of the week, the disciples were together... Jesus came in and stood among them. He said, "May peace be with you!" John 20:19

Find the Images

Easter Symbols



Cross Mosaic

The Cross



Jesus loves



Cross Mosaic

The Cross



You will need:

Drawing or printout of a cross

Glue

Different coloured paper squares

1

Hand out the pictures of the **cross**, the **glue** and **coloured squares**.

2

Encourage the children to **glue** the coloured squares onto the cross, until all is covered.



3

Write at the bottom Jesus loves and add the child's **name**.

When Jesus had finished praying, he left with his disciples. They crossed the Kidron Valley. On the other side there was a garden. Jesus and his disciples went into it. John 18:1

Cross Mosaic

The Cross



Cross Hopscotch

The Cross



Cross Hopscotch

The Cross



You will need:

Hopscotch set (or chalk to draw this on the floor)

Small toss beanbags

1

Set up a hopscotch course in the shape of a cross.

2

Children **take turns** to toss the beanbag into one of the rings on the long section of the cross. They then **jump** along the rings, towards and **over** the beanbag - right to the end.


3

Once they get to the end, they turn around and jump back down, this time stopping to **pick up** the beanbag.

They put the sponge on the stem of a hyssop plant. Then they lifted it up to Jesus' lips. 30 After Jesus drank he said, "It is finished." Then he bowed his head and died. John 19:29-30

Cross Hopscotch

The Cross



Group Painting

So that you might Believe



BELIEVE



Group Painting

So that you might Believe



You will need:

Canvas or Cardboard

Paint Sticks

Large Alphabet Stickers

1

Using the alphabet stickers **write** the word **BELIEVE** in the centre of the canvas.

2

Encourage the children to **paint** the canvas with the paint sticks, over the stickers until there is almost **no white** remaining.

3

Wait until the paint **dries** and then **peel** the **stickers** off.

"I give you a new command. Love one another. You must love one another, just as I have loved you. If you love one another, everyone will know you are my disciples." John 13:34-35

Group Painting

So that you might Believe




1



2



3



Play Dough Mats

The Easter Story



e cross
with
ugh

Use play dough
to give the people
sad faces.

There they nailed Jesus to

He died
up to the
cross

Play Dough Mats

The Easter Story



You will need:

Play dough

Printed and laminated play
dough mats

Play dough accessories
(optional)

1

Give each child some **play dough** and an Easter **play dough mat**.

2

Follow the prompts on the sheet, using playdough to make the **shapes** suggested.

3

Encourage the older kids to have a go at making the **words** on the mat with play dough too.

Early on the first day of the week, Mary Magdalene went to the tomb. It was still dark. She saw that the stone had been moved away from the entrance. John 20:1

Easter Activities

Good Friday



A collection of activity ideas that highlight key parts of the Easter story. The activities selected aim to be interactive and appeal to various learning styles. This set of activities is appropriate for **primary-aged children**.

Each of the activities included in this set have been created as a reflection to the question Jesus asked in Mark 15:34 "Why have you forsaken me?"

Story Stones

The Easter Story



Story Stones

The Easter Story



You will need:

Rocks/Pebbles with Easter images (either printed and glued or drawn)

Printed Easter images

Children's Storybook Bible

1

Gather the story stones and **look** at each of the **images**.

2

Read through the **Easter story** from a storybook **Bible** of your choice.

3

Place each of the **stones in order**, showing the **sequence** of events of the Easter Story.

Then Judas Iscariot, one of the Twelve, went to the chief priests to betray Jesus to them. They were delighted to hear this and promised to give him money. So he watched for an opportunity to hand him over. Mark 14:10,11

Story Stones

The Easter Story



1



2



3



Teardrop Prayers

The Garden of Gethsemane



Dear Jesus,
I can only imagine
how many tears you
have cried for me over
the years. Forgive me...
...



Teardrop Prayers

The Garden of Gethsemane



You will need:

Images of Jesus in the Garden, praying

Paper cut into teardrop shapes

Pencils

1

Look at the various **images of Jesus** in the garden of Gethsemane.

Remember: Jesus was very sad with what was about to happen to him and he prayed to God. **Jesus poured out his heart to God**, who listened. We too can pray to God when we are feeling troubled.

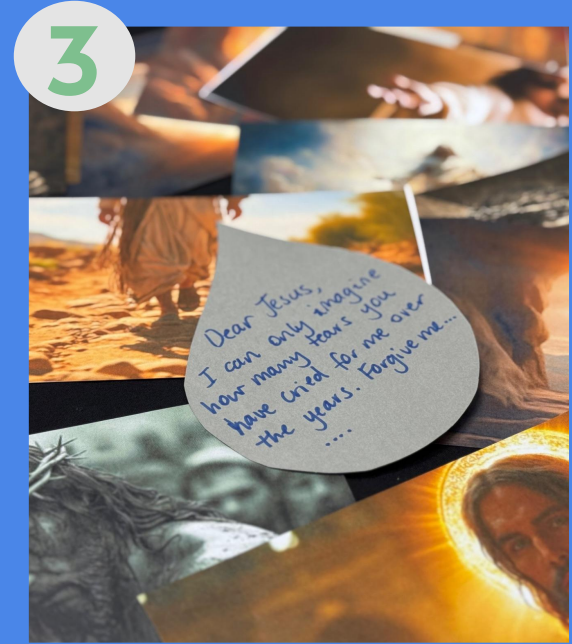
2

Write a prayer to Jesus on the teardrop shaped paper.

Going a little farther, he fell to the ground and prayed that if possible the hour might pass from him. "Abba, Father," he said, "everything is possible for you. Take this cup from me. Yet not what I will, but what you will." Mark 14:35-36

Teardrop Prayers

The Garden of Gethsemane



Betrayal Biscuits

Judas' Betrayal



Betrayal Biscuits

Judas' Betrayal



You will need:

Round biscuits

Icing tubes

Gloves

Plate

1

Break a round biscuit in **half**. **Think** about a time when you may have had a friendship that has been broken.

2

Try and **join** the biscuit back together by **'gluing'** it with the **icing**.


3

Now **eat** your biscuit, knowing that forgiveness and new life are both made possible because of Jesus.

While they were reclining at the table eating, he said, "Truly I tell you, one of you will betray me—one who is eating with me." Mark 14:18

Betrayal Biscuits

Judas' Betrayal



Coin Rubbing

Judas' Betrayal



Coin Rubbing

Judas' Betrayal



You will need:

Paper
Coins
Lead pencils or crayons

1

Place a **coin** underneath the sheet of **paper**.

2

Using the side of the **pencil** tip or crayons, **gently rub** back and forth across the **paper**, applying some pressure so that the image of the coin appears on the paper.


3

Repeat for all of the **different coins** available.

Then Judas Iscariot, one of the Twelve, went to the chief priests to betray Jesus to them. They were delighted to hear this and promised to give him money. So he watched for an opportunity to hand him over. Mark 14:10,11

Coin Rubbing

Judas' Betrayal



Heart of Nails

The Cross



Heart of Nails

Jesus dying on the Cross



- 1** **Tie** the end of one thread onto of the **nails** and **secure** with a double knot.
- 2** **Stretch** the remaining thread to the next nail and **wrap** it around the head of that nail. Continue weaving the thread around the heads of the remaining nails to outline a **border** around the cross.
- 3** Now **weave** the thread from one side of the cross to another, creating your own design.

They brought Jesus to the place called Golgotha. Then they offered him wine mixed with myrrh, but he did not take it. And they crucified him.
Mark 15:22-24

Heart of Nails

Jesus dies on the Cross



1



2



3



Sorry Sand Prayers

Confession



Sorry Sand Prayers

Confession



1

Fill a small **tray** with **sand**.

2

Run your **fingers through** the sand, **thinking** about the things you would like to **confess** to God. At the end of your prayer, **write the word sorry** in the sand.

3

Pick up the tray and **gently shake** the sand back and forth to restore and make it smooth and flat again. Be reminded how **forgiveness** is possible because of Jesus and all sin has been wiped away.

And when you stand praying, forgive anyone you have anything against. Then your Father in heaven will forgive your sins."Mark 11:25-26

Sorry Sand Prayers

Confession

