



Resource Pack

Children's ministry resources & activities for groups & families exploring this week's theme.

stbartskids.org



WEEK 10

Easter Sunday

The Gospel of John / John 20:1-18

OVERVIEW

GATHER

READ

CHAT

DO

PRAY



SO THAT YOU MIGHT **BELIEVE**

THE GOSPEL OF JOHN



Easter Sunday

John 20:1-18



SERIES

The Gospel of John

BIBLE FOCUS

John 20:1-18

TOPIC

Easter Sunday

HOW TO USE THIS RESOURCE

This resource has been written and produced by St Bart's Kids and we're delighted to be able to share this curriculum with you. We pray that it would be an amazing tool to aid teaching and learning occurring either at home or within your children's ministry setting.

This package is part of a series based on **the Gospel of John**. The items within this package all pertain to **one session**.

The tabs on this document will help guide the main sections that should be incorporated within a session. Within each section you will find modifications for different age/learning levels - look for the tags Early Childhood, Lower Primary, Middle Primary, and Upper Primary.

All of the items within
If you have any questions or would like to know more about St Bart's Kids resources, please contact hello@stbartskids.org

TIMING

Welcome and play	15 mins
Teaching Time (includes morning tea for Early Childhood)	15mins
Game (Kindy - Year 6 only)	10mins
Small Groups/Activities	20mins
Worship	10mins
Check-out	

MATERIALS

- Biscuit trays (metal)
- Magnetic Alphabet Letters
- Chalk Pen
- Plastic Coloured Eggs
- Printout of Easter Sunday Placemat (Worksheet #1)
- Colouring Pencils or Crayons
- Sensory Table / Large Container
- Coloured Rice
- Plastic Coloured Eggs
- Toy Chickens
- Easter Shape Cookie Cutters
- Shredded Paper
- Play dough (approx 1 cup per child)
- Printed and laminated play dough mats
- Play dough accessories (optional)
- Tent
- Linen cloths
- Printouts of Scripture Eggs
- Easter Story Stones
- Plastic Easter Egg
- Easter Scripture Eggs (from Scripture Egg Hunt game)
- Paper (regular white), A4
- Thicker flower shaped cut out card outline (to use as an optional frame)
- Pencils
- Gluesticks
- Easter Bingo Board (one per player - 6 different choices available) (Worksheet #2)
- Easter Bingo calling cards
- Counters/markers (at least 20 per player)
- Printout of Easter Sunday Placemat (Worksheet #3)
- Colouring Pencils or Felt Pens
- Printouts of Scripture Eggs (*from flanders Family*)

ADDITIONAL INFO

This resource is the tenth in a twelve week series based on the Gospel of John.

SESSION OUTLINE

SERIES

The Gospel of John

BIBLE FOCUS

John 20:1-18

TOPIC

Easter Sunday

WEEK

10

OVERVIEW

GATHER

READ

CHAT

DO

PRAY

THIS WEEK'S FOCUS

Jesus has risen from the dead and defeated sin and death for all who believe in him!

SERIES OVERVIEW

EASTER - Easter Sunday

Rejoicing in Jesus' victory over the grave and the life we can have in him.

Early on the first day of the week, while it was still dark, Mary Magdalene went to the tomb and saw that the stone had been removed from the entrance. So she came running to Simon Peter and the other disciple, the one Jesus loved, and said, "They have taken the Lord out of the tomb, and we don't know where they have put him!" John 20:1-2

MULTIMEDIA

1. [SBK Kids Talk](#)
2. https://www.youtube.com/watch?v=xe50_LaJgWE

ADDITIONAL RESOURCES

Here are some resources we recommend for helping teach the Gospel to kids.

1. [Saddleback Kids Videos \(begin with Jesus' Triumphant Entry\)](#)
2. [Bible Society's A Seriously Surprising Story](#)
3. [God's Story: Easter](#)

SONGS

EARLY CHILDHOOD

1. [Yancy & Little Praise Party - One, Two, Three](#)
2. [Jesus Is Alive \(Freeze Dance\)](#)
3. [Jesus is Alive](#)
4. [Christ Arose LifeTree Kids](#)

SONGS

PRIMARY

1. [All Around the World](#)
2. [Boss of the Cross](#)
3. [Christ Arose LifeTree Kids](#)



SERIES

The Gospel of John

BIBLE FOCUS

John 20:1-18

TOPIC

Easter Sunday

TEACHING TIME
Jesus' Resurrection

The first Easter Sunday began with sadness and confusion. Mary Magdalene has been a follower of since he healed her. And she was there when he died. Nothing makes sense. Now it's very early morning and she is walking in the dark to his tomb. She knows its entrance is completely sealed by a big stone.

Suddenly, she notices something unexpected! The stone is not where it should be! She can see enough to know that Jesus' body is not there. *Can you imagine how she felt?* She's so confused that she runs to find Peter and John. She gives them the only explanation she can think of: *someone has taken the body!*

Peter and John race to the tomb. They go straight in and realise that Mary is right. But more than that: all the cloth that had been used to wrap Jesus' body is just lying there. John believes what he sees - but what does it mean? No one seems to remember that Jesus told them he would rise from the dead. Peter and John are confused. They return to where they're staying. Nothing makes sense.

But Mary stays. *I wonder why?* She is still crying when she looks inside the tomb again - and suddenly, her confusion must have turned to shock.

There are 2 angels sitting exactly where Jesus' body should have been. When they ask her why she is upset, she gives the only answer that makes sense in her confusion: *Someone has taken the body. I don't know where it is.*

Mary is still crying when a man she doesn't recognise, asks her the same question: *Why are you crying?* She's confused and desperate. And she begs for his help.

Then this 'stranger' says her name: *Mary.* And immediately she recognises his voice. It's Jesus!! And he's standing there, telling her he will soon be returning to this Father. He's somehow different. But he's alive! No more confusion - only joy!

She tells the disciples, just as Jesus has asked. *But can they be sure?* Soon, he appears to all. They believe. Everything he had said makes sense. Confusion is gone. Instead, there is joy and peace.

Believing Jesus died for us and is alive changes everything. We follow a King who will be with us everyday and that one day, we will live with him forever.

Who will you tell?

APPLICATION QUESTIONS

1. Early Childhood

What is it about Jesus that makes you happy?

2. Lower Primary

How can we trust in Jesus today?

3. Middle Primary

Mary trusted once she had seen Jesus alive. How can we trust him today?

4. Upper Primary

Why do you think Christians believe that Easter is the most important event ever? Do you believe it?

FOCUS

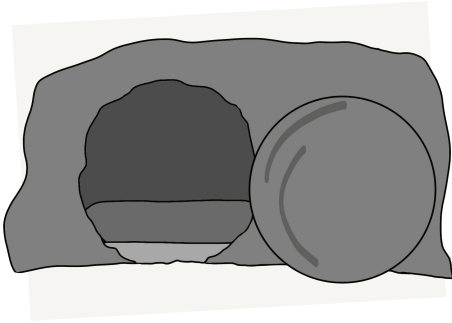
Jesus has risen from the dead and defeated sin and death for all who believe in him!

WARM-UPS

- Can you remember a time when you felt really confused?
- Who do you turn to if you are feeling confused?

Early Childhood


Jesus is Alive!



Early Sunday morning, Mary went to Jesus' tomb and found that the stone had been moved.



Mary ran to find Peter and John and told them that Jesus had gone.



They all ran back to the tomb. They found strips of linen lying there, as well as the burial cloth.


Early Childhood



But the disciples were still quite confused.



After the disciples left, Mary waited outside the tomb, crying.



Suddenly she saw two angels in the tomb. The angels asked Mary why she was crying.

Early Childhood



Then Mary saw a man standing before her. She thought it was the gardener, but it was really Jesus.



The man asked Mary why she was crying. Mary asked the man if he knew where Jesus had gone.



Jesus replied, "Mary." And suddenly she knew it was Jesus.

Early Childhood

Go!

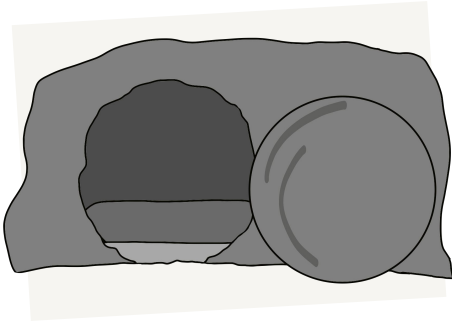
Jesus told Mary to go and tell the other believers what had happened.



Mary ran to the disciples and told them the news, that Jesus is Alive!

Lower Primary

Jesus is Alive!



1 It was very early that Sunday morning after Jesus had died when Mary went to the tomb. She saw that the stone had been moved from the entrance.

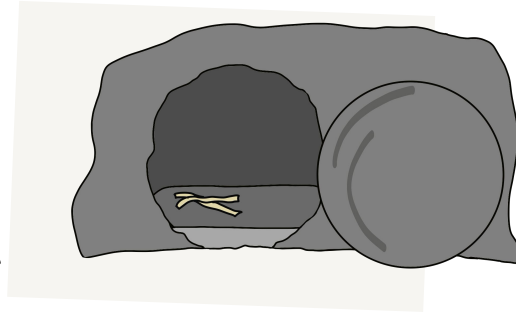


2 So she ran to find Peter and John. She said, "They have taken the Lord out of the tomb! We don't know where he is."

Lower Primary




3-4 The two disciples ran to the tomb.
John reached the tomb first.




5 They both noted the strips of linen
lying there, as well as the burial
cloth, but they still did not quite
understand what had happened.

Lower Primary



10-12 After the disciples left, Mary waited outside the tomb, crying.



As she cried, she turned to look into the tomb and saw two angels dressed in white, seated where Jesus' body was.

“Why are you crying?” They asked her.

Mary answered, “They have taken my Lord”.

Lower Primary



14 And as she turned around she saw a man standing before her. She thought it was the gardener, but it was Jesus.



15 He asked her, "why are you crying?" Mary replied, "Sir, did you carry him away? Tell me where you put him so I can go and get him."

Lower Primary



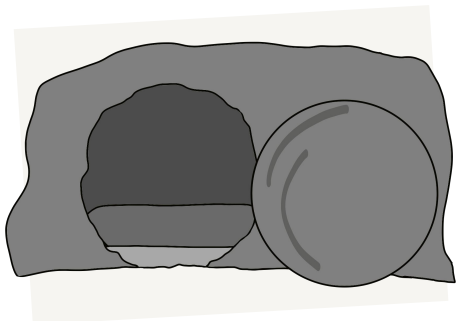
16-17 Jesus said to her, "Mary." "Do not hold onto me. Instead, go and tell others what has happened."




18 Straight away, Mary realised it was Jesus. She ran to the disciples and told them the news, that Jesus is Alive!

Middle Primary


Jesus is Alive!



1 Early on Sunday, Mary Magdalene went to the tomb, and it was still dark. She saw that the stone had been moved away from the entrance.




2 So she ran to find Peter and John. She said, "They have taken the Lord out of the tomb! We don't know where they have put him!"



3-4 The two disciples ran to the tomb. John reached the tomb first.


Middle Primary



5 They both noted the strips of linen lying there, as well as the folded burial cloth.




9 They still did not grasp from Scripture that Jesus had to rise from the dead.



10-11 The disciples returned to their homes. But Mary waited outside the tomb crying. As she cried, she bent over to look into the tomb.

Middle Primary



12 She saw two angels dressed in white. They were seated where Jesus' body had been.



13 "Why are you crying?" the angels asked. Mary answered, "They have taken my Lord away."



14 She turned around and saw Jesus standing there. But didn't realize who it was.

Middle Primary



15 Jesus asked, "Why are you crying?" Thinking it was the gardener she said, "Sir, did you carry him away? Tell me where you have put him, and I will get him."



16 Jesus said to her, "Mary." She turned toward him. Then she cried out, "Teacher!" Jesus said, "Do not hold on to me. Instead, go and tell the other believers that I am ascending to my Father."



18 Mary went to the disciples. She said, "I have seen the Lord alive!" And she shared Jesus' message.

SERIES

The Gospel of John

BIBLE FOCUS

John 20:1-18

TOPIC

Easter Sunday

DISCUSSION QUESTIONS

View SBK ebook John 20: 1-18

- 1. What do you do when you are feeling upset?**
Perhaps talk with other people. Or find something to make us feel better.
- 2. Mary is upset because Jesus has died. But when she goes to his tomb, what does she notice?**
The stone that should be across the entrance to the tomb has been rolled away.
- 3. Mary runs to find Peter and John. What does she tell them?**
Jesus has gone.
- 4. What do they discover when they go back to the tomb?** There is no Jesus there. But the cloth that he had been wrapped in after he died, is still all there.
- 5. Peter and John leave but Mary stays. While she is still crying, what amazing thing happens next?**
She sees 2 angels sitting there.
- 6. I wonder how she felt?**
She is sad because Jesus' body has disappeared and she doesn't know where it has gone.
- 7. Then a man is standing there and he asks Mary the same question.**
Why are you crying?
- 8. Who does Mary think the man is?**
The gardener. Perhaps he knows who has taken the body.
- 9. But then calls her by name: 'Mary', he says.**
Now Mary knows that this is not the gardener. It's Jesus!
How do you think she is feeling now?
Really happy. Mary has changed from really sad to really happy because she knows that Jesus is alive.
What is it about Jesus that makes you happy?
- 10. Mary told the disciples the good news:: Jesus is alive!**
Who can you tell?

Jesus said to her, "Mary." She turned toward him and cried out in Aramaic, "Rabboni!" (which means Teacher). John 20: 16

FOCUS

Jesus has risen from the dead and defeated sin and death for all who believe in him!

Early Childhood

PRAYER

Dear God,
THANK YOU that Jesus is Alive!
THANK YOU that we have many signs that point to how you are God's Son.
HELP us to believe.
Amen.

DISCUSSION QUESTIONS

FOCUS

Jesus has risen from the dead and defeated sin and death for all who believe in him!

Lower Primary

PRAYER

Living God,

We thank you for the extraordinary news that as Jesus conquered the grave, he has also defeated sin and death. Please help us to believe in himself and share this news with others.

In Jesus' name,
Amen.

Read John 20: 1-18 from SBK Lower Primary Scripture

- 1. What do you do when you are feeling upset?**
Perhaps talk with other people. Or turn to something to make us feel better.
- 2. Mary is very upset because Jesus has died. She goes to the tomb where Jesus' body had been put - but what does she notice?** The stone had been rolled away from the entrance. *Point out that it would have been put there to in case of wild animals.*
- 3. What does Mary tell Peter and John when she runs to tell them?** Someone has taken Jesus' body. We don't know where it is.
- 4. What do Peter and John discover when they go inside the tomb?**
Jesus is definitely not there. But it's strange because the cloth that he was wrapped in is still there!
- 5. Peter and John return. But Mary stays, crying. Then as she turns to the tomb, what big change has happened?**
There are two angels dressed in white. And they're sitting where Jesus' body had been.
- 7. How would you have felt if you saw 2 angels?**
Excited? Frightened? Wondering?
- 8. They ask Mary why she is crying. What does she tell them?** *They have taken away the body of My Lord.* Point out that she still believes that someone has taken the body. She can't imagine any other explanation.
- 9. What's the next surprise for Mary? She sees someone she thinks is the gardener - but who is he really?** Jesus.
- 10. Jesus knows that she is sad. But then he calls her by name. How would she have felt then?** Amazed! Jesus really is alive. And he knows her! Just like he knows you - by name!
- 11. What does Mary do immediately after she knows that Jesus is alive?** She does to tell the disciples the Good News. **How do you think they felt?** Excited? Unsure?
In a few days, they will have seen Jesus too!
- 12. How can we trust Jesus today even though we don't see him?** . Remind children that he is with us, he knows us all by name. He wants us to love him and tell others about him.

SERIES

The Gospel of John

BIBLE FOCUS

John 20:1-18

TOPIC

Easter Sunday

FOCUS

Jesus has risen from the dead and defeated sin and death for all who believe in him!

Middle Primary

PRAYER

Living God,

We thank you for the extraordinary news that as Jesus conquered the grave, he has also defeated sin and death. Please help us to believe in himself and share this news with others.

In Jesus' name,
Amen.

DISCUSSION QUESTIONS

Read John 20: 1-19 from SBK Middle Primary Scripture

- 1. What do you do when you are feeling upset?**
Perhaps talk with other people. Or turn to something to distract us or make us feel better.
- 2. Why is Mary feeling upset and what does she do?**
Jesus - the one she has followed and trusted - has died. She goes to his tomb when it is so early that the sun has not yet risen.
- 3. What happens when she arrives at the tomb?** She notices that the stone across its entrance has been rolled away. *Point out that the stone had probably been put there because of wild animals or robbers.*
- 4. What is the only explanation she can think of when she runs to the disciples?**
Someone has taken the body - but where?
- 5. What do Peter and John discover?** Mary is right!. There is no body but the graveclothes are still there?
- 6. What are they not yet understanding?** That Scripture (and Jesus) said that the Messiah would rise from the dead.
Do you think you would have remembered?
- 7. Mary stays - and then she sees something amazing. What does she see?** There are 2 angels where Jesus' body had been. **How would you have felt?** Scared? Excited?
- 7. What do they ask her?** *Why are you crying?*
- 8. How does Mary answer?** *They have taken away the body of My Lord. Point out that she still believes that someone has taken the body. She can't imagine any other explanation.*
- 9. What's Mary's next surprise? She sees someone she thinks is the gardener. What does she ask him?** *If you've taken away the body, please let me know and I will go and get it.*
- 10. When does she realise this man is not the gardener?** When he speaks her name. **I wonder why that makes the difference?** Maybe it's his tone of voice? Maybe she has finally realised what has happened?
How so you feel when someone knows you by name?
- 11. What does Mary do immediately after she realises Jesus is alive?** She obey Jesus and tells the disciples: *I've seen Jesus! He's here*
- 12. Mary trusted once she had seen Jesus. How can we trust him today when we can't see him?** Remind children that he is with us, he knows us all by name. He wants us to love him and tell others about him.

Jesus said to her, "Mary." She turned toward him and cried out in Aramaic, "Rabboni!" (which means Teacher). John 20: 16

SERIES

The Gospel of John

BIBLE FOCUS

John 20:1-18

TOPIC

Easter Sunday

FOCUS

Jesus has risen from the dead and defeated sin and death for all who believe in him!

Upper Primary

PRAYER

Living God,

We thank you for the extraordinary news that as Jesus conquered the grave, he has also defeated sin and death. Please help us to believe in himself and share this news with others.

In Jesus' name,
Amen.

DISCUSSION QUESTIONS

Read John 20: 1-19 from the NIRV Bible

- 1. Have you ever heard the expression: *Seeing is believing*? What does it mean?** You can't believe anything unless you see it. It's a strange saying since we believe in a lot of things that we can't see (electricity, wifi etc). We trust them because even though we can't see them, it's clear that they work. ***On the first Easter morning, Mary and the disciples can't believe until they see!***
- 2. Why do you think that Mary goes to the tomb so early?** Accept answers. She's too sad to sleep. She wants to honour Jesus in death. (Some may know that other gospels, mention that at some time, she was with other women to anoint Jesus' body).
- 3. What happens when she arrives at the tomb?** She notices that the stone across its entrance has been rolled away. *Point out that the stone had probably been put there because of wild animals or robbers.*
- 4. What is the only explanation she can think of when she runs to the disciples?** *Someone has taken the body - but where?*
- 5. What do Peter and John discover?** Mary has told the truth. There's no body: but the graveclothes are there.
- 6. What are they not yet understanding?** That Scripture (and Jesus) said that the Messiah would rise from the dead. **Do you think you would have remembered?**
- 7. Mary stays. And when she has the courage to look again inside the tomb, what has changed?** There are 2 angels where Jesus' body had been.. **How would you have felt?** Scared? Excited?
- 8. What does Mary say when they ask her why she's crying?** *They have taken away the body of My Lord.* Point out that she still believes that someone has taken the body. *She can't imagine any other explanation.*
- 9. Someone else asks her the same question. Who does she think it is? The gardener. What does she ask him?** *If you've taken away the body, please let me know and I will go and get it.*
- 10. When does she realise this man is not the gardener? When he speaks her name. I wonder why that makes the difference?** Maybe it's his tone of voice? Maybe she has finally realised what has happened?
- 11. What does Mary do immediately after she realises Jesus is alive?** She obeys Jesus and tells the disciples: *I've seen Jesus! He's here!* Within a few days, they will see him with their own eyes.
- 12. Why do you think Christians believe that Easter is the most important event ever? Do you believe it? Do you believe it enough to share it with others?** Jesus said to her, "Mary." She turned toward him and cried out in Aramaic, "Rabboni!" (which means Teacher). John 20: 16

FOCUS

Jesus has risen from the dead and defeated sin and death for all who believe in him!

EARLY CHILDHOOD

Dear God,

THANK YOU that Jesus is Alive!

THANK YOU that we have many signs that point to how you are God's Son.

HELP us to believe.

Amen.

SUNDAY SCHOOL

Living God,

We thank you for the extraordinary news that as Jesus conquered the grave, he has also defeated sin and death. Please help us to believe in himself and share this news with others.

In Jesus' name,

Amen.

TIPS

Remember that Jesus is Alive! And that this news brings joy that is worth sharing with others.

Early Childhood

Dear God,

THANK YOU that Jesus is Alive!

THANK YOU that we have many signs that point to how you are God's Son.

HELP us to believe.

Amen.

Sunday School

Living God,

We thank you for the extraordinary news that as Jesus conquered the grave, he has also defeated sin and death. Please help us to believe in himself and share this news with others.

In Jesus' name,

Amen.

FOCUS

Jesus has risen from the dead and defeated sin and death for all who believe in him!

In this section, you'll find activities for Early Childhood and Primary School aged kids. There's a range of crafts, activities and games suitable for both individuals and groups.

EARLY CHILDHOOD

- Alphabet Egg Hunt
- Easter Sunday Placemat
- Sensory Table
- Play Dough Mats (*Kindy*)
- Tomb Tent (open) (*Kindy*)

SUNDAY SCHOOL

- Story Stones (*Prep*)
- Pass the Egg (*Prep*)
- Illustrate the Easter Verse (*1-2*)
- Easter Bingo (*3-4*)
- Easter Sunday Placemat (*3-6*)

GAMES

- Scripture Egg Hunt (*Kindy*)
- Scrambled Bible Verse Egg Puzzle (*Prep-Yr 6*)

SERIES

The Gospel of John

BIBLE FOCUS

John 20:1-18

TOPIC

Easter Sunday

STEPS

1. Using the chalk pens, write the alphabet on the biscuit trays.
2. Put the magnetic letters in the plastic eggs (one letter per egg) and hide the eggs in your designated area.
3. Have the children find the eggs.
4. Get the children to open the eggs and match the magnetic letter to the correct letter on the tray until all are covered.



Link

Mary went to the disciples with the news. She said, “I have seen the Lord!” And she told them that he had said these things to her. John 20:18

Alphabet Egg Hunt

YOU'LL NEED...

- Biscuit trays (metal)
- Magnetic Alphabet Letters
- Chalk Pen
- Plastic Coloured Eggs

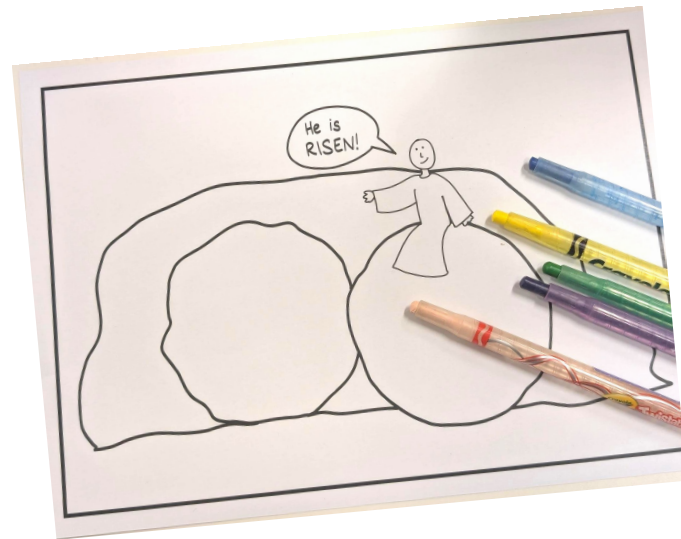
Easter Sunday Placemat

YOU'LL NEED...

- Printout of Easter Sunday Placemat (Worksheet #1)
- Colouring Pencils or Crayons

STEPS

1. Hand out the placemat printout and pencils or crayons.
2. Encourage the children to colour in the tomb, reflecting on the story of Jesus' death and resurrection.
3. *OPTIONAL: once finished, laminate the poster and use at the dinner table over Easter!*



Link

Then Peter came along behind and went straight into the tomb. He saw the strips of linen lying there. He also saw the funeral cloth that been wrapped around Jesus' head. John 20:6-7

He is
RISEN!



Sensory Table

YOU'LL NEED...

- Sensory Table / Large Container
- Coloured Rice
- Plastic Coloured Eggs
- Toy Chickens
- Easter Shape Cookie Cutters
- Shredded Paper

STEPS

1. Set up the sensory table by putting the different materials out.
2. Encourage the children to play and explore the different materials, eggs and chickens.
3. Where opportunity allows, talk to the children about how eggs symbolise new life, representing the resurrection of Jesus and the empty tomb.



Link

Jesus said, "Do not hold onto me. I have not yet ascended to the Father. Instead, go to those who believe in me."
John 20:17

SERIES

The Gospel of John

BIBLE FOCUS

John 20:1-18

TOPIC

Easter Sunday

STEPS

1. Each child should have an Easter play dough mat in front of them.
2. Following the prompts on the sheet, use play dough to make the shapes suggested.



Link


On the evening of that first day of the week, the disciples were together... Jesus came in and stood among them. He said, "May peace be with you!" John 20:19

YOU'LL NEED...

- Play dough (approx 1 cup per child)
- Printed and laminated play dough mats
- Play dough accessories (optional)

Use play dough to make the stone that covered the tomb. Then move it to the side to show the empty tomb.

He has risen!



Jesus is not here. He has risen! Luke 24:6


Use play dough to fill in the 3 crosses.

He died
upon the
cross



There they nailed Jesus to the cross. Luke 23:33

Use play dough to create lots of long strips. Then place them on the crown to look like thorns.




Crown of Thorns

The twisted thorns together to make a crown and placed it on his head. Mark 15:17

Use play dough to fill in the petals on these flowers. Then add a butterfly or bee to the picture.

New
Life!



For God so loved the world that he gave his one and only Son, that whoever believes in him, will not perish but have eternal life. John 3:16

Tomb Tent (open)

YOU'LL NEED...

- Tent
- Linen cloths

STEPS

1. Assemble a small tent to be used as a 'tomb'. Optional: throw a large brown/black sheet over the tent to make it look more like soil/rock colour. If you have used this on Good Friday as a closed tomb, ensure the tent is now OPEN..
2. Gather the children around and show them how there is no stone in front of the tomb: that the stone has been rolled away. Reveal that the only thing left inside are some linen cloths.
3. Re-read the Easter story (particularly the resurrection section) together.



Link

Early on the first day of the week, Mary went to the tomb. It was still dark. She saw that the stone had been moved away from the entrance. John 20:1

Pass the Egg

YOU'LL NEED...

- Plastic Easter Egg

STEPS

1. Players sit in a circle. One person sits in the middle of the circle and closes their eyes.
2. All sing this [simple song by Emu Music \(to the tune 1, 2, 3, 4, 5, now I've caught a fish alive\)](#).
**1, 2, 3, 4, 5,
 Jesus Christ is now alive
 6, 7, 8, 9, 10,
 He will never die again
 That's great, we know it's true
 He died for me
 He died for you
 And now he lives to be
 The king of you
 The king of me**
3. While singing, pass the egg around the circle (quietly). At the end of the song, the leader asks the children to stop and then asks the child in the middle to open their eyes.
4. The child in the middle tries to guess who has the egg after the song ends. If they guess correctly, they then take a turn in the middle.



Link

Mary Magdalene went to the disciples with the news. She said, "I have seen the Lord!" And she told them that he had said these things to her.

Illustrating the Easter Verse

YOU'LL NEED...

- Easter Scripture Eggs (from Scripture Egg Hunt game)
- Paper (regular white), A4
- Thicker flower shaped cut out card outline (to use as an optional frame)
- Pencils
- Gluesticks

STEPS

1. Have the children select one of the Scripture Easter eggs.
2. Ask them to read the scripture. If they have any questions about what it means, encourage them to ask.
3. Have the children select a complementing coloured frame card and glue this onto a sheet of white paper.
4. Glue the selected Easter Scripture Verse onto the centre of the paper.
5. Ask the children to illustration around the egg, what the Bible verse means.

SOURCE: we used the Easter Bible Verse Cards for Kids from [Bible Verse Printables](#).



Link

Each of the Bible verse eggs have scripture verses that link back to Jesus and his sacrifice on the cross and what it means for those who believe.

Easter Bingo

YOU'LL NEED...

- Easter Bingo Board (one per player - 6 different choices available) (Worksheet #2)
- Easter Bingo calling cards
- Counters/markers (at least 20 per player)

SERIES

The Gospel of John

BIBLE FOCUS

John 20:1-18

TOPIC

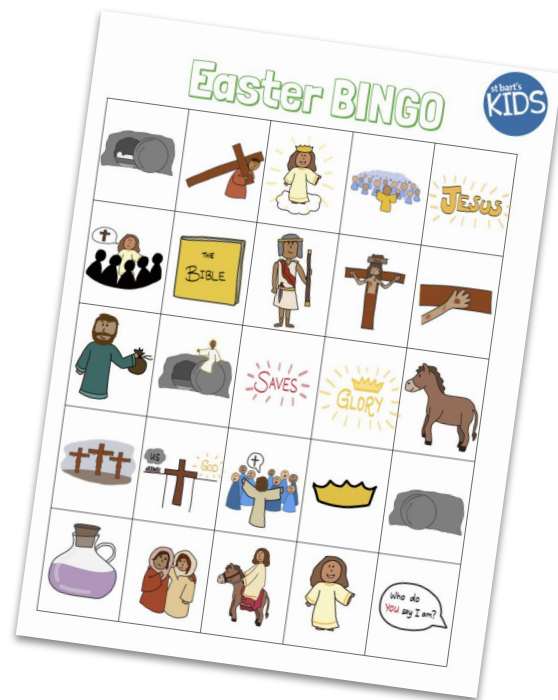
Easter Sunday

WEEK

10



STEPS

1. Each player is to receive a Bingo playing card.
2. The leader selects a calling card and shows the players.
3. Any player who has that exact picture/word/item on their bingo board, is to put a counter on that picture/word/item.
4. Continue until someone gets an entire row of items covered in markers (can be horizontal, vertical, or diagonal).




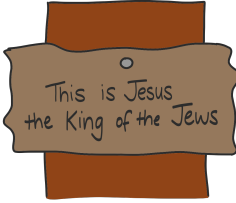











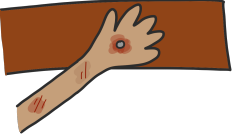




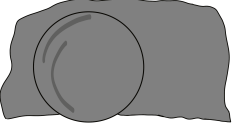












Link

Each of the images used on in this Easter BINGO game have been taken from the Easter story.



Calling Tokens.
Cut out and
place in a small
bowl or bucket.







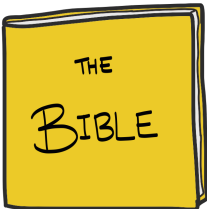


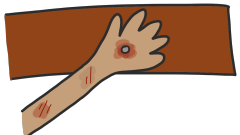









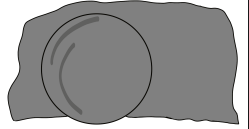





				
				
				
				
				
				













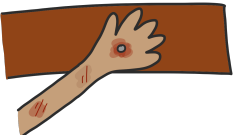
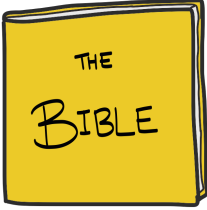



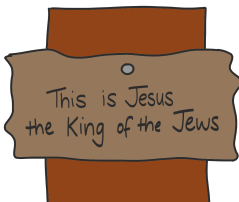

Page 1&2 contain the calling cards for this game. Print and cut out these cards.

All other pages contain the Bingo playing boards. Print 1 copy of each and distribute with a bunch of markers/counters.

Easter BINGO

















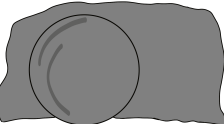



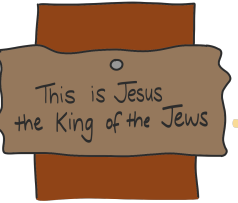




				
				
				
				
				

Easter BINGO



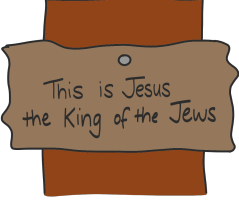



















				
				
				
				
				

Easter BINGO




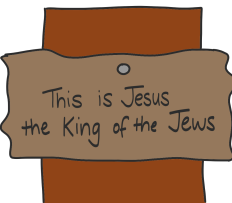











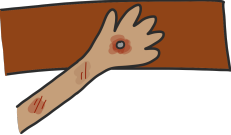




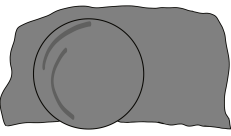



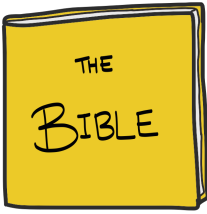
Easter BINGO

Easter BINGO

Easter BINGO

SERIES

The Gospel of John

BIBLE FOCUS

John 20:1-18

TOPIC

Easter Sunday

STEPS

1. Look at all the images on the Easter Sunday placemat.
2. Colour in each of the images, reflecting on the death and resurrection of Jesus.
3. *OPTIONAL: once finished, laminate the poster and use at the dinner table over Easter!*




Link

Each of the images used on this B&W placemat have been taken from the Easter story.

Easter Sunday Placemat

YOU'LL NEED...


- Printout of Easter Sunday Placemat (Worksheet #3)
- Colouring Pencils or Felt Pens



This is Jesus
the King of the Jews

HOSANNA!

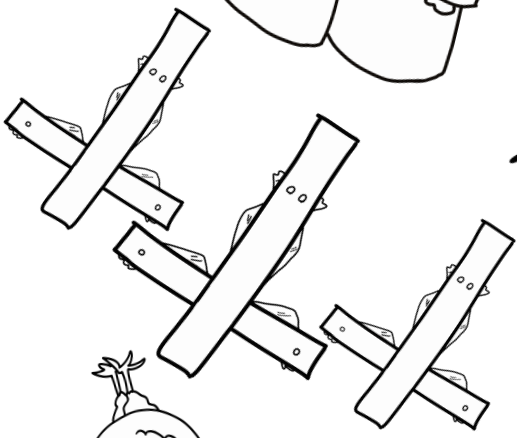

He is
RISEN!





CHRIST



SAVIOUR



SHANNAH



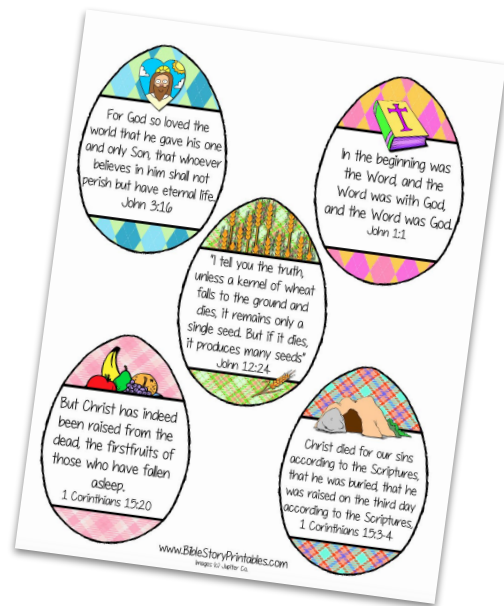
GAME: Scripture Egg Hunt

YOU'LL NEED...

- Printouts of Scripture Eggs

STEPS

1. Download and printout various Scripture Egg printables (Easter Bible Verse Cards) from <https://biblestoryprintables.com/?s=easter>
2. Cut out the eggs. (If you would like to reuse this activity, then also laminate them).
3. Hide the eggs in a designated space.
4. Run an Easter Egg Hunt and have the children try and find them all!



Link

Mary and some disciples went to the tomb but they could not find Jesus' body, just as he had told them would happen. As the children hunt today, what promises will they find?

STEPS

1. Print and cut out the eggs. Hide these ahead of time (either inside your Children's Ministry space or outdoors, if safe).
2. Split children into multi-age teams.
3. Explain the boundaries and rules to the hunt, considering your space, ages, and context. Allocate each team a different coloured egg to search for. Have the children go looking and collect the eggs.
4. Once the children have found all their eggs, they must bring them back and as a team, must try and unscramble the Bible verse.



Link

Each of the Bible verses speaks truths relating to Jesus' life, death, and resurrection.

GAME: Scrambled Bible Verse Egg Puzzle

- Printouts of Scripture Eggs (we used these printables from [the Flanders Family](#))