



Resource Pack

Children's ministry resources & activities for groups & families exploring this week's theme.

stbartskids.org



WEEK 1

Jesus & Prayer

Habits & Practices of Jesus / Luke 11:1-12 & 22:39-46

OVERVIEW

GATHER

READ

CHAT

DO

PRAY



*the habits and
practices of Jesus*

Jesus & Prayer

Luke 11:1-12 & 22:39-46



HOW TO USE THIS RESOURCE

This resource has been written and produced by St Bart's Kids and we're delighted to be able to share this curriculum with you. We pray that it would be an amazing tool to aid teaching and learning occurring either at home or within your children's ministry setting.

This package is part of a series based on **The Habits and Practices of Jesus**. The items within this package all pertain to **one session**.

The tabs on this document will help guide the main sections that should be incorporated within a session. Within each section you will find modifications for different age/learning levels - look for the tags Early Childhood, Lower Primary, Middle Primary, and Upper Primary.

All of the items within
If you have any questions or would like to know more about St Bart's Kids resources, please contact hello@stbartskids.org

TIMING

Welcome and play	15 mins
Teaching Time (includes morning tea for Early Childhood)	15mins
Game (Kindy - Year 6 only)	10mins
Small Groups/Activities	20mins
Worship	10mins
Check-out	

MATERIALS

- Book: Any time, any place, any prayer
- Prayer Dice
- Printout of colouring sheet, we found this one at [Kids Sunday School Place](#)
- Colouring Pencils / Crayons
- Clipboards if needed
- Foam Alphabet Mats
- Printout Worksheet #1
- Coloured pencils / crayons
- Clipboards if needed
- A3 Printout Worksheet #2
- 2 Boxes of Band-aids
- Blu-tac
- 5 Finger Prayer Printout, we found this one at [Ministry to children](#)
- Coloured Pencils
- Clipboards
- Prayer Cards (we recommend My Little Prayer Card boxed set)
- A3 Printout of Worksheet #2
- Band-aids
- Sharpie Pens (Permanent markers)
- Blue-tac
- Jenga Blocks
- Strips of Paper
- Blue-tac
- Felt pens
- Printout of Current Church Prayer Points
- Scissors
- Buckets x 2
- Worksheet #3 - Charade Topics Printed (1 per team)

ADDITIONAL INFO

This resource is the first in a three week series based on The Habits and Practices of Jesus.

SESSION OUTLINE

SERIES

Habits & Practices of Jesus Luke 11:1-12 & 22:39-46

BIBLE FOCUS

TOPIC

Jesus & Prayer

WEEK

1

OVERVIEW

THIS WEEK'S FOCUS

Jesus modelled the importance of daily prayer - to stay faithful, humble, and obedient to our Heavenly Father.

SERIES OVERVIEW

The Habits and Practices of Jesus

Jesus' life was profoundly shaped by regular habits and practices that shaped his spiritual and missional life. He regularly retreated in prayer, seemed to always be sharing meals with others, and rested as was his custom. These habits were not without their controversy as he prayed with unrivalled authority, feasted whilst others fasted, shared table-fellowship with all the wrong people, and brought wholeness and healing on the Sabbath. Yet, these practices not only instruct us (as we seek to order in our lives in light of our Saviour) but also point to the way that our future is fulfilled in Christ. Over three weeks we'll explore these key habits and practices of Jesus that are on repeat throughout the Gospel of Luke.

MULTIMEDIA

1. [SBK Kids Talk](#)
2. [Jesus Prayed](#)

ADDITIONAL RESOURCES

Here are some resources we recommend for helping teach the Gospel to kids.

1. [Jesus and Prayer | God's Story](#)
2. [God's Story: Sermon on the Mount: Lord's Prayer](#)
3. [Some Recommended Prayer Resources for Families](#)

SONGS

EARLY CHILDHOOD

1. [TODDLER WORSHIP \(Five Finger Prayer\)](#)
2. [Hey I Can Pray](#)
3. [Pray about everything](#)

SONGS

PRIMARY

1. [God is Listening](#)
2. [Pray about everything](#)
3. [Hey I Can Pray](#)



GATHER

READ

CHAT

DO

PRAY

SERIES

Habits & Practices of Jesus

BIBLE FOCUS

Luke 11:1-12 & 22:39-46

TOPIC

Jesus & Prayer

TEACHING TIME

Jesus & Prayer

Jesus' disciples watched him pray. They were so intrigued by what He was doing, that when He finished, they asked Jesus to teach them how to pray too!

Well, if you've ever tried to teach somebody something new (like how to make jelly or how to tie a shoelace) you know that it's best taught step by step. This is what Jesus did. He taught His disciples that there are 4 steps to follow when we pray:

1. Praise God - tell God how much you love Him and how special He is.
2. Ask God - make known your requests. Ask God to provide for your needs.
3. Say sorry - ask God to forgive you when you do wrong and help you to forgive other people.
4. Look to God - ask God to help you make good choices. Ask God to help you stay close to Him and follow Him always.

Jesus then taught his disciples that praying for something more than once is also really important. He taught that it helps to change our hearts and remind us of our need for God.

He said, imagine a friend came and rang your doorbell at midnight wanting some food. You'd probably just stay in bed and hope he went away. But if he kept on ringing your doorbell you'd most certainly get up and feed him so he stopped making all that noise!

Likewise, Jesus said, it is good for us to keep praying and keep bringing our requests to God (keep ringing the doorbell of heaven). It helps us remember *who God is* and what He has promised - that He will give us *what we need*.

Jesus' disciples also watched Jesus praying before He was crucified. Jesus told God of his anguish and his distress was so extreme, Jesus sweat blood! When Jesus came back and found His disciples sleeping, he told them to "get up and pray". Jesus knew the disciples needed to know how to pray. We do too!!

APPLICATION QUESTIONS

1. Early Childhood

What is prayer?

2. Lower Primary

When can we pray?

3. Middle Primary

How can prayer make us grow closer to God?

4. Upper Primary

What are some habits of prayer you could develop in your life?

FOCUS

Jesus modelled the importance of daily prayer - to stay faithful, humble, and obedient to our Heavenly Father.

WARM-UPS

- *Have you ever watched someone do something really cool and wanted to do it too? Maybe you've seen someone go across a flying fox or drive a dodgem car and its made you want to have a go too?*



Early Childhood

Jesus & Prayer



One day Jesus was praying and when he finished, one of his disciples asked him to teach them how to pray.




Jesus said, “Pray like this: ‘Father, hallowed be your name, may your kingdom come.’”



Give us each day our daily bread. Forgive us our sins, for we also forgive everyone who sins against us. And lead us not into temptation.’”

Early Childhood



Then Jesus told them a story. “Imagine you go to your friend's house in the middle of the night and ask for some bread because a visitor has come to stay.



At first your friend says, ‘No! Don’t bother us. We’re all in bed!’




But if you keep asking, your friend will get up and give you what you need.”


Early Childhood



So Jesus said, “Ask, and it will be given to you. Look, and you will find. Knock, and the door will open.



If a child asks for a fish, a loving Father won't give him a snake.



If a child asks for an egg, a loving Father won't give him a scorpion.”

Early Childhood



Later, Jesus went to the Mount of Olives with his disciples. Jesus said, “Pray that you won’t sin when you are tempted.”



Then Jesus went a little way away by himself to pray. He prayed, “Father, if it is your will, please take this suffering away from me. But do what you want, not what I want.”



An angel came from heaven and gave Jesus strength.

Early Childhood



Because Jesus felt very sad and troubled, he prayed even harder.




When Jesus came back, he found his disciples asleep. They were very tired and sad.




Jesus said, “Why are you sleeping? Wake up and pray, so that you won't sin when you are tempted.”

Lower Primary

Jesus & Prayer



Ch11 Vs1 One day Jesus was praying and when he finished, one of his disciples asked him to teach them how to pray.



2 Jesus answered them,
“This is how you should pray:
“ ‘Father, hallowed be your name,
may your kingdom come.

Lower Primary



3 Give us each day our daily bread.
4 Forgive us our sins, for we also
forgive everyone who sins against us.
And lead us not into temptation.’”



5 Then Jesus said to them, “Suppose
you went to a friend at midnight and
asked him, ‘Could you give me three
loaves of bread. 6 A friend of mine
on a journey has come to stay with
me. I have no food to give him.’”


Lower Primary



7-8 And suppose the one inside answers, ‘Don’t bother us. We’re all in bed!’ He won’t give you bread just because he is your friend. But if you keep asking him, he will surely get up and give you as much as you need.”



9 So Jesus said, “Ask, and it will be given to you. Search, and you will find. Knock, and the door will be opened to you. 10 Everyone who asks will receive. The one who searches will find. And the door will be opened to the one who knocks.



11 Fathers, suppose your son asks for a fish. Which of you will give him a snake instead? 12 Or suppose he asks for an egg. Which of you will give him a scorpion?"



Ch22 vs39 (Not long before Jesus' trial and crucifixion) he went to the Mount of Olives with his disciples. 40 Then Jesus said, "Pray that you won't sin when you are tempted."

Lower Primary



41 Then he went a short distance
away from them and prayed,
42 “Father, if you are willing, take
this suffering away from me. But do
what you want, not what I want.



43 An angel from heaven appeared to
Jesus and gave him strength.
44 Because he was very troubled, he
prayed even harder.

Lower Primary



45 When he went back to the disciples he found them sleeping. They were worn out because they were very sad.



46 “Why are you sleeping?” he asked them. “Get up! Pray that you won’t sin when you are tempted.”

Middle Primary



Ch11 Vs1 One day Jesus was praying and when he finished, one of his disciples asked him to teach them how to pray.

Jesus & Prayer




2 Jesus answered them, “This is how you should pray: ‘Father, hallowed be your name, may your kingdom come.



3 Give us each day our daily bread. 4 Forgive us our sins, for we also forgive everyone who sins against us. And lead us not into temptation.’ ”

Middle Primary



5 Then Jesus said to them, “Suppose you went to a friend at midnight and asked him, ‘Could you give me three loaves of bread.’



6 A friend of mine on a journey has come to stay with me. I have no food to give him.’⁷⁻⁸ And suppose the one inside answers, ‘Don’t bother us. We’re all in bed!’



He won’t give you bread just because he is your friend. But if you keep asking him, he will surely get up and give you as much as you need.”


Middle Primary



9 So Jesus said, “Ask, and it will be given to you. Search, and you will find. Knock, and the door will be opened to you.



10 Everyone who asks will receive. The one who searches will find. And the door will be opened to the one who knocks.



11 Fathers, suppose your son asks for a fish. Which of you will give him a snake instead?
12 Or suppose he asks for an egg. Which of you will give him a scorpion?”

Middle Primary



Ch22 Vs39 (Not long before Jesus' trial and crucifixion) he went to the Mount of Olives with his disciples. ⁴⁰ Then Jesus said, "Pray that you won't sin when you are tempted!"



⁴¹ Then he went a short distance away from them and prayed, ⁴² "Father, if you are willing, take this cup of suffering away from me. But do what you want, not what I want."



⁴³ An angel from heaven appeared to Jesus and gave him strength.

Middle Primary



44 Because he was very troubled, he prayed even harder. His sweat was like drops of blood falling to the ground.



45 When he went back to the disciples he found them sleeping. They were worn out because they were very sad.



46 “Why are you sleeping?” he asked them. “Get up! Pray that you won’t fall into sin when you are tempted.”

DISCUSSION QUESTIONS

View SBK ebook [Luke 11:1-12 & 22:39-46](#)

1. Can anybody tell me who we talk to when we pray?

God! Prayer is talking to God.

2. Who can talk to God?

Anyone!

God wants all people to talk to Him. Mums and Dads and kids and teachers

3. What sort of things should we talk to God about?

Anything!

We can say thankyou to God for loving us.

We can tell God we love Him.

We can say sorry to God when we do the wrong thing.

4. When can we pray?

Anytime! We can pray when we wake up in the morning, when we eat our breakfast, when we go out to play, when we are together with our families etc

5. Where can we pray?

Anywhere! We can pray when we are playing with our toys, we can pray when we are at the grocery shop, we can pray when we are tucked up in our beds. God wants us to talk to him wherever we are.

6. Why should we pray?

Jesus prayed.

Jesus told us to pray.

We know God hears us.

One day Jesus was praying in a certain place. When he finished, one of his disciples said to him, "Lord, teach us to pray, just as John taught his disciples." Luke 11:1

FOCUS

Jesus modelled the importance of daily prayer - to stay faithful, humble, and obedient to our Heavenly Father.

Early Childhood

PRAYER

Dear God,

THANK YOU that Jesus showed us how to pray.

THANK YOU that you love us and hear us.

PLEASE HELP US to talk to you every day.

Amen.

FOCUS

Jesus modelled the importance of daily prayer - to stay faithful, humble, and obedient to our Heavenly Father.

Lower Primary

PRAYER

Dear Heavenly Father,

Thank you that Jesus showed us how important prayer is. Thank you that he stayed faithful, humble, and obedient, even going to the cross to save us. Please help us to pray every day, both by ourselves and together with others.

Amen.

DISCUSSION QUESTIONS

Read Luke 11:1-12 & 22:39-46 from SBK Lower Primary Scripture

1. **Have you ever tried to teach someone a new skill?**

Invite children to talk about what it was like to teach another person how to do something new. Did they have to go slowly, break the skill down into smaller steps, give a reason to learn the new skill, encourage the person to practise their new skill?

2. **Jesus' disciples watched Him pray and they wanted Jesus to teach them how. Jesus taught them to pray for 4 things. Can you remember what they were?**

- 1) Praise God- say thank you to God
- 2) Ask God - what we need.
- 3) Say sorry - help us forgive others too.
- 4) Look to God - to help us make good choices.

3. **Should we only pray for things once? Why/why not?**

Jesus taught His disciples it was good for them to keep praying every day. Persistence in prayer helps us keep our minds focused on God and reminds us how much we depend on God for everything.

4. **Who should pray?** ANYONE
What should we pray for? ANYTHING
When should we pray? ANYTIME
Where should we pray? ANYWHERE
Why should we pray? JESUS TOLD US TO

5. **Jesus' instructed his disciples to pray when they were on the Mount of Olives. What happened to the disciples?**

The disciples fell asleep. Sometimes, we act as though we are asleep when we forget to pray too. Jesus is teaching us that it is important to pray (talk to God) so we don't forget about Him and the ways He wants us to live.

6. **Jesus knew his disciples needed to know how to pray. We do too. What are some habits you have, or could have, to remind yourself to pray?**

Make it the first thing you do when you get out of bed- giving thanks to God for the new day.

Praying with your family before you eat a meal.

Praying before you go to sleep.

Putting a sticky note on your fridge to remind you to say sorry to God for the wrong things you've done.

Learning to say the Lord's prayer!

One day Jesus was praying in a certain place. When he finished, one of his disciples said to him, "Lord, teach us to pray, just as John taught his disciples." Luke 11:1

FOCUS

Jesus modelled the importance of daily prayer - to stay faithful, humble, and obedient to our Heavenly Father.

Middle Primary

PRAYER

Dear Heavenly Father,

Thank you that Jesus showed us how important prayer is. Thank you that he stayed faithful, humble, and obedient, even going to the cross to save us. Please help us to pray every day, both by ourselves and together with others. Amen.

DISCUSSION QUESTIONS

Read Luke 11:1-12 & 22:39-46 SBK Middle Primary Scripture

1. **Have you ever tried to teach someone a new skill?**

Invite children to talk about what it was like to teach another person how to do something new. Did they have to go slowly, break the skill down into smaller steps, give a reason to learn the new skill, encourage the person to practise their new skill?

2. **Jesus' disciples watched Him pray and they wanted Jesus to teach them how. Jesus taught that there were 4 things they needed to do. What were they?**

- 1) Praise God - tell God how great He is. Say thank you to God for all He has done and tell Him how much you love Him.
- 2) Ask God - ask God for what you need and ask Him to help you in whatever circumstances you are in.
- 3) Say sorry - ask God to forgive you when you have done one the wrong thing and also ask God to help us forgive others too.
- 4) Look to God - ask God to guide us away from things that might lead us away from Him. Ask God to help us to stay close to Him and follow Him.

3. **In order to learn a new skill, we need to practise. This doesn't mean practising just once. Jesus tells us, in learning to pray, we have to be persistent. Can you suggest ways we can be persistent in prayer?**

Discuss habits of prayer we can adopt.

Make it the first thing you do when you get out of bed- giving thanks to God for the new day.

Praying with your family before you eat a meal.

Praying before you go to sleep.

Putting a sticky note on your fridge to remind you to say sorry to God for the wrong things you've done.

Learning to say the Lord's prayer - a special gift from God that teaches us how to talk to Him!

4. **In Luke 22:39 Jesus went to the Mount of Olives with His disciples. What was about to happen and why did Jesus tell His disciples to pray?**

Jesus was about to be crucified. Jesus knew he would be leaving His disciples soon. Jesus knew His disciples were going to need extra strength in order to face the temptations He knew would come to them (they might be tempted to deny who Jesus is, they might be tempted to run away, they might be tempted to think Jesus wasn't really their Messiah).

5. **What did Jesus find His disciples doing in His darkest hour? The disciples were sleeping. Sometimes, we act as though we are asleep when we forget to pray too. Jesus is teaching us that it is important to pray (talk to God) so we don't forget about Him and the ways He wants us to live.**6. **Prayer is like a mobile phone. You cannot see who you are talking to but you know you are heard... by GOD! What is a new prayer habit you could adopt to grow closer to God?**

One day Jesus was praying in a certain place. When he finished, one of his disciples said to him, "Lord, teach us to pray, just as John taught his disciples." Luke 11:1 28

SERIES

Habits & Practices of Jesus

BIBLE FOCUS

Luke 11:1-12 & 22:39-46

TOPIC

Jesus & Prayer

FOCUS

Jesus modelled the importance of daily prayer - to stay faithful, humble, and obedient to our Heavenly Father.

Upper Primary

PRAYER

Dear Heavenly Father,

Thank you that Jesus showed us how important prayer is. Thank you that he stayed faithful, humble, and obedient, even going to the cross to save us. Please help us to pray every day, both by ourselves and together with others.

Amen.

DISCUSSION QUESTIONS

Read Read Luke 11:1-12 & 22:39-46 from the NIRV Bible

- 1. Have you ever tried to teach someone a new skill?**
Invite children to talk about what it was like to teach another person how to do something new. Did they have to go slowly, break the skill down into smaller steps, give a reason to learn the new skill, encourage the person to practise their new skill?
- 2. Jesus' disciples watched Him pray and they wanted Jesus to teach them how. Jesus taught them the Lord's Prayer. What four steps were involved?**
Praising God. Asking for our needs. Asking for forgiveness. Making good choices.
- 3. Read Luke 11:5-10. Jesus is teaching a lesson in persistence. Suggest why this is important in prayer?**
Persistence in prayer is for our benefit - not God's. The bible tells us in Matthew 6:8 that God knows what we need even before we ask Him. Persistence in prayer changes our hearts and helps us see our need for God. Persisting in prayer keeps our hearts focused on God's work in the world.
- 4. Think about a time you have prayed for someone or something. Did you receive an answer to your prayer straight away? Did you have to wait for an answer? Are you still waiting?**

Prayer is not a magic trick. It is not something we do once and then snap our fingers and we are given the very thing we wanted. Prayer is a conversation. It is talking to God and waiting is often involved.

- 5. The Lord's Prayer is a special gift from Jesus to help us talk to God. If you find it difficult to pray, this is a great place to start. How might you incorporate the Lord's Prayer into your day?**

Talk to the children about your own habits of prayer. Eg, "I enjoy writing prayers and one way I talk to God is writing out the Lord's prayer in my own words in a prayer journal" etc.

- 6. From Luke 22:39-46 we see that Jesus was deeply anguished. So much so that 'his sweat was like drops of blood falling to the ground'. What was the reason for His distress?**

Jesus was facing crucifixion. More than the physical pain that lay ahead, what caused Him the most anguish was the upcoming separation from His Father. Jesus knew He would experience divine separation when He took on our sin.

- 7. What did He find His disciples doing and what lesson is there in this story for us?**

Jesus found His disciples asleep at a time when He knew they would need extra strength. Sometimes, we act as though we are asleep when we forget to pray too. Jesus is teaching us that it is important to pray (talk to God) so we don't forget about Him and the ways He wants us to live.

One day Jesus was praying in a certain place. When he finished, one of his disciples said to him, "Lord, teach us to pray, just as John taught his disciples." Luke 11:1

FOCUS

Jesus modelled the importance of daily prayer - to stay faithful, humble, and obedient to our Heavenly Father.

EARLY CHILDHOOD

Dear God,

THANK YOU that Jesus showed us how to pray.

THANK YOU that you love us and hear us.

PLEASE HELP US to talk to you every day.

Amen.

SUNDAY SCHOOL

Dear Heavenly Father,

Thank you that Jesus showed us how important prayer is. Thank you that he stayed faithful, humble, and obedient, even going to the cross to save us. Please help us to pray every day, both by ourselves and together with others.

Amen.

TIPS

Try to start each morning this week with a prayer, before you even get out of bed.

Early Childhood

Dear God,

THANK YOU that Jesus showed us how to pray.

THANK YOU that you love us and hear us.

PLEASE HELP US to talk to you every day.

Amen.

Sunday School

Dear Heavenly Father,

Thank you that Jesus showed us how important prayer is. Thank you that he stayed faithful, humble, and obedient, even going to the cross to save us. Please help us to pray every day, both by ourselves and together with others.

Amen.

FOCUS

Jesus modelled the importance of daily prayer - to stay faithful, humble, and obedient to our Heavenly Father.

In this section, you'll find activities for Early Childhood and Primary School aged kids. There's a range of crafts, activities and games suitable for both individuals and groups.

EARLY CHILDHOOD

- Storytime
- Prayer Dice
- Colouring
- ABC Prayer (Kindy)
- Prayer Drawing (Kindy)

SUNDAY SCHOOL

- 5 Finger Prayer (Prep)
- Prayer Cards (Prep)
- Bandaid Prayers (1-2)
- Blessing Tower (3-4)
- Lucky Dip Prayers (5-6)

GAMES

- Bandaid Relay (Kindy)
- Prayer Charades (Prep-Yr 6)

Storytime

YOU'LL NEED...

- Book: Any time, any place, any prayer by Laura Wifler; Catalina Echeverri (Illustrator) | The Good Book Company

SERIES

Habits & Practices of Jesus Luke 11:1-12 & 22:39-46

BIBLE FOCUS

TOPIC

Jesus & Prayer

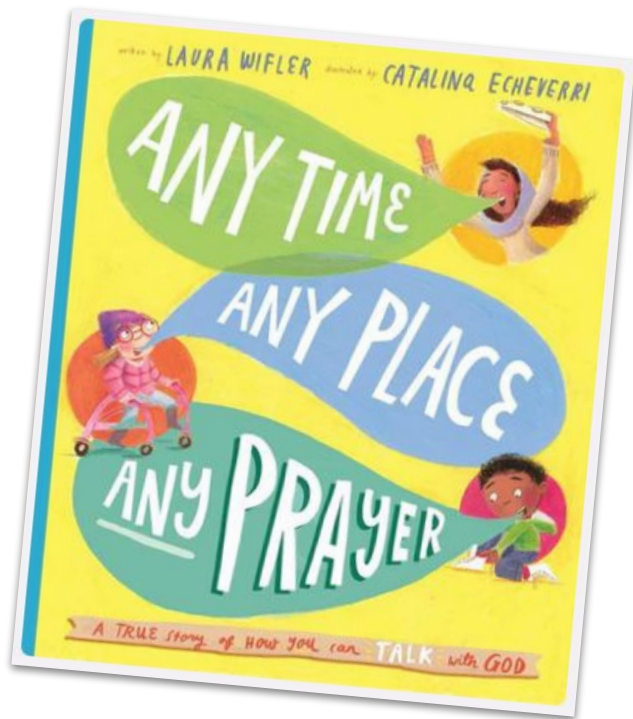
WEEK

1

STEPS

1. Sit down with the children and read them the book Any time, any place, any prayer. This book is a great introduction and reminder that prayer is simply talking with God - no matter what the topic or where we are located.

*There's a board book version that would be best for creche.



Link

We can pray to God any time, any place and about anything.

Prayer Dice

YOU'LL NEED...

- Prayer Dice

STEPS

1. Gather the children and introduce the prayer dice and show each of the 6 sides, walking the children through what each of them mean.
2. Demonstrate how to roll the dice and then say a short prayer based on what it displayed facing upwards.
3. Take turns to roll the dice and pray together.



Link

These prayer dice allows you to change the prayer topics to whatever suits your context. The ones contained in this resource are child-friendly versions of the Prayers of the Faithful.

Colouring


YOU'LL NEED...

- Printout of colouring sheet, we found this one at [Kids Sunday School Place](https://www.kidsunday-school.com)
- Colouring Pencils / Crayons
- Clipboards if needed

STEPS

1. Handout the colouring page and pencils / crayons.
2. Encourage the children to colour in the picture.

Colouring source: [Kids Sunday School Place](https://www.kidsunday-school.com)



Link

When Jesus felt scared and sad at the Mount of Olives, He prayed to God for strength.

ABC Prayer

YOU'LL NEED...

- Foam Alphabet Mats

STEPS

1. Place the alphabet mats randomly on the ground.
2. Have the children take turns jumping on the mats, one mat at a time.
3. Each time they jump on a mat they say a thank you prayer about something starting with that letter.
Eg. **A** - Thank you God for **A**pples. **S** - Thank you God for the **S**un.



Link

We can pray to God about anything and everything.


Prayer Drawing

YOU'LL NEED...

- Printout Worksheet #1
- Coloured pencils / crayons
- Clipboards if needed


STEPS

1. Hand out the printout.
2. Talk to the children about who they would like to pray for. Eg. Mum, Dad, friend, Grandparent, etc.
3. Encourage the children to draw a picture of that person in the large speech bubble.



Link

We can pray to God any time, any place and about anything or anyone.



STEPS

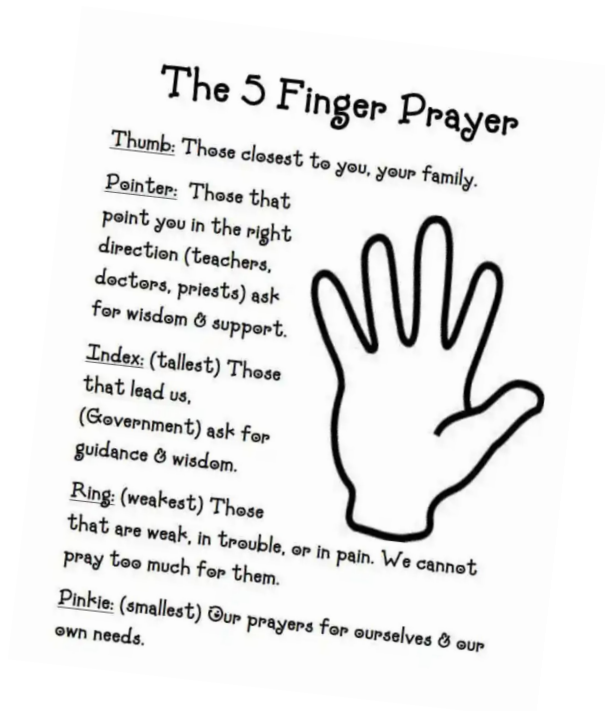
1. Give each child a 5 finger prayer printout.
2. Have the children pick 5 different coloured pencils.
3. Encourage the children to colour in each underlined word a different colour.
4. Help the children match the underlined word to the correct finger and colour each finger the same colour as the word.

Source: [Ministry to children](#)

5 Finger Prayer

YOU'LL NEED...

- 5 Finger Prayer Printout, we found this one at [Ministry to children](#)
- Coloured Pencils
- Clipboards



Link

This activity is a helpful approach for teaching kids to pray. It's a format that allows children to recall and pray in their own words for five different groups of people.

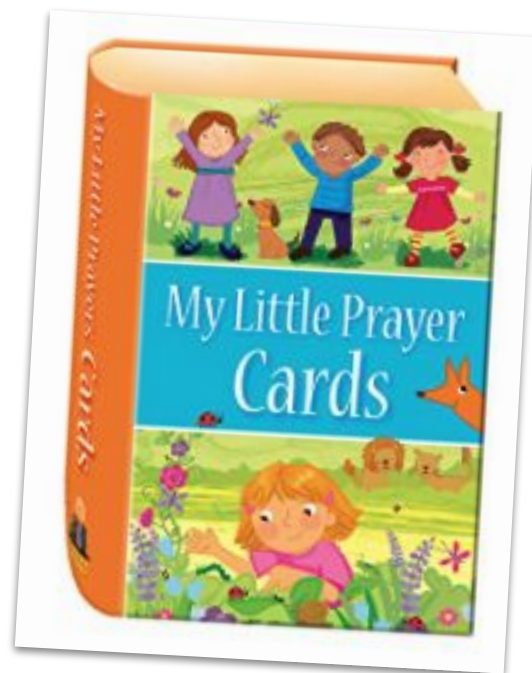
Prayer Cards

YOU'LL NEED...

- Prayer Cards (we recommend My Little Prayer Card boxed set)

STEPS

- Show the children the box of prayer cards and shuffle through all the different categories of things to pray about - school, worries, special days, sick/hurt, friends, etc. Explain that these are not the only reasons or topics we can pray about, but rather we can pray about ANYTHING and at ANYTIME!
- Have the children choose a card each. Support them to pray this prayer with the group. Take turns until all have had a turn.



Link

We must remember that we can pray to God about anything.

Bandaid Prayers

YOU'LL NEED...

- A3 Printout of Worksheet #2
- Band-aids
- Sharpie Pens (Permanent markers)
- Blue-tac

STEPS

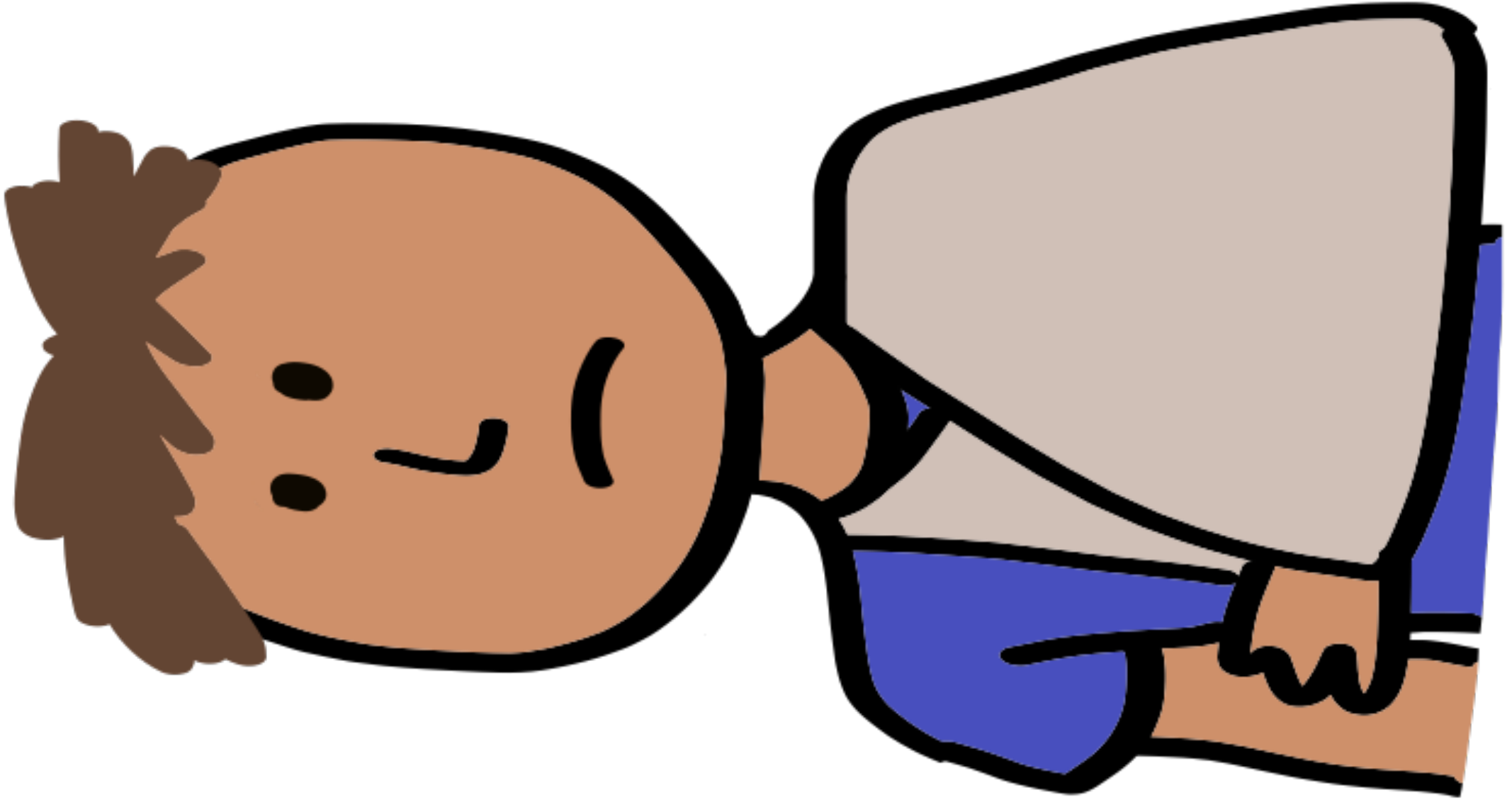
1. Attach the printouts to the wall.
2. Ask the children to think of someone they know who is unwell.
3. Unwrap a new bandaid and write the name of the sick person on a bandaid, using a permanent marker.
4. Say a prayer for the person. Then stick the bandaid onto the poster.




Link

There are many ways we can pray for those who are hurt or vulnerable - we can pray for healing, for God's comfort, for peace, for patience while recovering, and more.

The printable BANDAID PRAYER POSTERS can be found on the following pages.





Blessing Tower

YOU'LL NEED...

- Jenga Blocks
- Strips of Paper
- Blue-tac
- Felt pens

SERIES

Habits & Practices of Jesus Luke 11:1-12 & 22:39-46

BIBLE FOCUS

TOPIC

Jesus & Prayer

STEPS

1. Have the children write a word (or group of words) on a strip of paper, naming something they would like to give thanks for.
2. Blue-tac this paper onto the side of a Jenga block.
3. Stack this block on the ground, giving great thanks to God for this blessing.
4. Repeat steps 1-3, but each time add the block to one of the existing blocks, forming a tower. Collectively with the other people in the room, see how tall you can make this 'tower of blessings'.



Link

This activity focuses on thanking God for some of the many blessings he has given us.

Lucky Dip Prayers

YOU'LL NEED...

- Printout of Current Church Prayer Points
- Scissors
- Buckets x 2

SERIES

Habits & Practices of Jesus Luke 11:1-12 & 22:39-46

BIBLE FOCUS

TOPIC

Jesus & Prayer

WEEK

1

STEPS

1. Print a copy of the current list of parish prayer points. Cut these into individual points.
2. Place these into a bucket.
3. The children select one of the prayers from the bucket at random and pray for that point. They then place it into the second bucket - already prayed.



Link

Joining together in common prayer with others in your parish can be really powerful. This activity will help the children see the needs of your parish, the community, and the world around them.

GAME: Bandaid Relay

YOU'LL NEED...

- A3 Printout Worksheet #2
- 2 Boxes of Band-aids
- Blu-tac

STEPS

1. Blu-tac the "Sick people" posters at the end of the room.
2. Split the children into 2 teams.
3. Have a timer and set for 5 minutes (or a time of your choosing). Explain that the game is a relay, where each team sends one runner up to the poster at a time.
4. Once at the poster, they need to peel a bandaid wrapper off and stick the bandaid on the sick person (children may need help opening the bandaid).
5. When the timer is done, count how many bandaids each group got on their person to see who the winner is.



Link

We can pray to God about anything and everything.

GAME: Prayer Charades

YOU'LL NEED...

- Worksheet #3 - Charade Topics Printed (1 per team)

SERIES

Habits & Practices of Jesus Luke 11:1-12 & 22:39-46

BIBLE FOCUS

TOPIC

Jesus & Prayer

WEEK

1

STEPS

1. Split the children into two teams. Each team sends one person up the front to start. A leader gives them the topic that they need to act out to the rest of their team (no talking aloud).
2. Once the team correctly guesses, a new person comes out to act the next word/topic.
3. Continue until one of the teams is the first to work their way completely through the list.



Link

Praying means openly communicating with God. God might know what is going on in our life and in our hearts, but he still wants us to speak to him.

Charade Prayer Topics

1. Praising God
2. Praying for the World
3. Asking for help
4. Saying sorry
5. Thank you that Jesus died on the cross
6. Praying for a pet dog
7. Praying for friends
8. For help with school/homework
9. Thank you for new baby
10. Saying "God is the King of the World"